

Product Highlight Flyer



Call us about these fine exclusive products.
As well as all Stone Industry offerings.



SANDHANDLER



PadHead™

polishing & grinding head

DOES MORE

*"That thing is pretty amazing
... the polish it put on our
slabs was top notch."*

– Keith Robinson
Semco Stone

It does more
finishes
on more
machines



- Just change attachments:
- ISO 40 & ISO 50
 - 1/2 Gas adapter*
 - 5/8"-11*
- *for 7" head

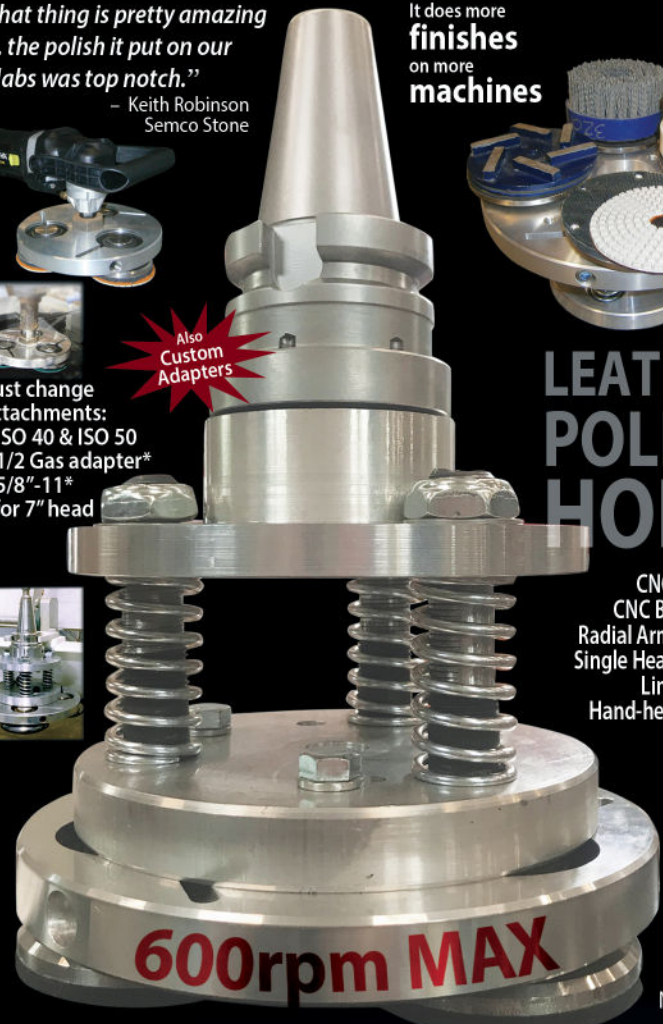


Also
Custom
Adapters



LEATHER POLISH HONE

- CNC Machine
- CNC Bridge Saw
- Radial Arm Machine
- Single Head Polisher
- Line Polisher
- Hand-held Grinder



600rpm MAX

MAX
600rpm

also
head for
N60 bricks

VT: 800.396.8049 • GA: 888.283.5863 • PA: 888.278.8383
MN: 800.789.0815 • TX: 844.883.4108 • IL: 815.847.0080 • milesupply.com • f t in



SandHandler



9' Standard Model
automatic
49" horizontal travel
43" vertical travel
9'x6'x8'

EA0086

12' Model
automatic
7' horizontal travel
43" vertical travel
12'x6'x8'

EA0046

15' Model
automatic
10' 2" horizontal travel
43" vertical travel
15'x6'x8'

EA0022

- Fully Automatic Sandblast & Recovery System
- Stone to Stone feature included
- Customize Vertical travel up to 60"
- No Pits Needed; No Shoveling
- Easy to Use; Easy to Install

see demo on
YouTube

SandHandler prices do not include sandblast tanks, nozzles, dust collection systems, installation or shipping charges.

Miles Supply
milessupply.com

Barre, VT: 800.396.8049
Elberton, GA: 888.283.5863
Montrose, PA: 888.278.8383
Rockville, MN: 800.789.0815
Terrell, TX: 844.883.4108



FAQs

Answers to some Frequently Asked Questions about the SandHandler:

1. The SandHandler is **computer controlled** by very simple touch-screen set-up and operation.
2. The SandHandler is **powered by servo motors controlled by electronics**.
3. The sand is screened and flows through the underside piping mechanism without use of compressed air, thus there are **no moving parts involved in the recovery system**.
4. The SandHandler blast head can turn on the **rubber or stencil without burning**.
5. The computer is programmed in the control panel to shut down the system when the next count is not received in one half second, which **prevents the blast nozzle from stopping on the stone**.
6. The machine comes equipped with pass through doors on each end, so as to allow **easy in and out** of the stone on a conveyor system.
7. The SandHandler features **joystick manual controls**. Allows the operator to maneuver the machine manually while standing directly in front of the viewing window.



Barre, VT: 800.396.8049
Elberton, GA: 888.283.5863
Montrose, PA: 888.278.8383
Rockville, MN: 800.789.0815
Terrell, TX: 844.883.4108
Mid-West (IL): 815.847.0080



Information Sheet SandHandler Sandblast & Recovery System

Description of Room or Booth

Construction

The frame is heavy steel reinforced square tubing. Outside walls are made of aluminum plate; inside walls are steel with rubber overlay. The overall construction is extremely sturdy. V-wheels (replaces the rubber wheels) in the vertical travel require less maintenance.

Viewing Port

The viewing port is located on the front wall of the room. It is 6 feet long by 2 feet tall (6'x 2') and sealed with safety glass that is protected on the inside from abrasive etching with a sheet of stainless steel consistently filled with screen holes for excellent visibility.

Doors

Two doors are standard on all SandHandler Sandblast & Recovery System units. There are slide doors from either end to allow entry and exit of the items to be blasted. We have found it is easier to manage loading and unloading the unit if the roller-bed extends outside the room approximately ten feet from each end of the unit.

Abrasive Recovery System

Purpose and Use

The Abrasive Recovery System is designed to collect and clean the used abrasive so that the operator may recycle it. The Abrasive Recovery System will separate the dust and the larger particles from the abrasive. This will prevent the nozzle from becoming clogged.

If you are sandblasting material that could be classified a hazardous material, and recycling abrasive would not be an option, the Abrasive Recovery System would allow the operator to dump the contaminated abrasive into an identified container by merely redirecting the down-spout from the abrasive holding tank. This totally eliminates mixing contaminated abrasive with clean abrasive.

Construction

The Abrasive Recovery System consists of steel bins located in the bottom of the booth that funnel the abrasive to a passageway that is directed upward to a holding tank above the sandblast generator. It is held there until the operator is ready to refill the sandpot on the generator.

The abrasive is carried through a piping system without use of compressed air. There are no moving parts that causes metal on metal in the Abrasive Recovery System.

Accessories

SandHandler Filter Dust Collecting System

The SandHandler Sandblast and Recovery System does not include a dust-collecting or filtering system. This unit is sold separately, because most companies already have some type of dust collector in their facility.

SandHandler Precision Media Blaster

The SandHandler Empire Media Blaster is simply the blast pot or sandblast generator, as it is sometimes called. Again, most companies already have access to this piece of equipment. But, it is very essential, in this case, to be compatible with the SandHandler Sandblast and Recovery System computer.



Information Sheet SandHandler Sandblast & Recovery System

Computerized Nozzle Carriage System

Purpose and Use

The Computerized Nozzle Carriage System is designed to function in a completely enclosed room, not allowing dust and abrasive to escape. Since the blast nozzle is inside the booth, the noise level of the machine in full operation is 72 decibels.

It is also important to note that all moving parts of the Computerized Nozzle Carriage System in the blast area are inside the booth. There are no moving parts that would create a pinch-point outside the booth.

Construction

The frame of the Computerized Nozzle Carriage System is built with 4" aluminum square tubing. The operator keys into the computer the length and width of the pattern to be blasted, and enters the number of passes the nozzle should make over the material being blasted. The operator presses the start button and lets the machine do the work.

The Computerized Nozzle Carriage System is equipped with an automatic shut-off. This stops the machine and shuts off the abrasive when the selected number of passes has been completed. Also, it has an automatic shut down in case the Computerized Nozzle Carriage System should ever hesitate at any point for as much as one-half second. For instance, an operator error or an electrical power surge could cause this.

The Computerized Nozzle Carriage System is designed to carry any type or size nozzle. Of course, the type of material being blasted would determine the type or size nozzle that is needed.

The Computerized Nozzle Carriage System is belt-driven, powered by electric servo motors. The Computerized Nozzle Carriage System is also designed to run manually. While the Carriage System is in the manual mode, the operator can sandblast manually by using two joysticks mounted on the front of the machine (the joysticks are similar to those used with video games).

Customer References

- *Milano Monument, OH, Jim or Bret 216-362-1199
- *Memorial Monument, ID, Joe 208-888-2665
- *Bethel Monument, OK, Debbie 405-382-4900
- *Jackson Co. Vault & Monument, FL, Linda 850-482-5041
- *Blackmon Memorials, SC, Nelson 843-393-6222
- Emerson Monument, AK, Scott 479-751-5573
- Muskogee Marble & Granite, OK, Patrick 918-682-0064
- Gaulden Monument, Inc., SC, Daniel or Nathan 803-327-2760
- Henry & Henry Monument, KY, Billy 270-965-4514
- Worthington Monument, TX, Matt 817-551-2800


** These companies have the most recent SandHandler with the heavy duty electric servo motor drive.*



Patented models of the PadHead™ polishing & grinding head



Faster Grinding! ... up to 50% faster
Reduced Dust Particles/Slurry
Low Cost per Square Foot
Highest Quality Finish



600rpm max

Model II as applied on a Patch Kit & for flat polishing machines

Model C for CNC machines

Ability to control downward pressure




Multiple Materials:

- granite
- concrete
- marble
- limestone
- engineered stone
- sandstone, & more...

Features of Model I include:



- Self-leveling floating heads
- Follows contours for serp tops & top polishers
- Velcro attachments



N60 model also available

WHY UNIQUE & REVOLUTIONARY?

THE THEORY: Traditional polishing systems force abrasives in one direction creating dull cutting forces resulting in fractured crystals. PadHead™ wears the crystals, rather than fracturing them, providing a more brilliant finish with greatly reduced dust and slurry accumulation.



HONE GRIND POLISH TEXTURE

attaches to any CNC!



*Velcro attachments for
polishing pads & abrasives,
round brushes, and
metal bond diamonds.*



Miles Supply's PadHead™ polishing & grinding head is the most unique tool on the market for surface treatments. Hone, polish or texture flat surfaces on your CNC.

The PATENTED multiple free rotating heads work off of the resistance of friction to accomplish its superior surface cutting action.

Up to 50% faster using diamond pads than traditional abrasives and plates!

The **PATENTED**
PadHead™
polishing & grinding head



Attaches to ISO 40 or 50 cones, too.
600rpm max

LUPATO
meccanica

TEXTURED SURFACES

Miles Supply offers Lupato Meccanica of Italy!

Whether bush hammering, sanding, nicking, scratching, anti-skid, or grooving and more, Lupato offers a solution for your grinder, line polisher, edge polisher, or radial arm machine.



Drago attaches to a Bridge Saw!...



HONE
GRIND
BRUSH
POLISH

Miles Supply
PadHead™
polishing &
grinding heads

Miles Supply
milessupply.com



VT: 800.396.8049 GA: 888.283.5863 PA: 888.278.8383 MN: 800.789.0815 TX: 844.883.4108