



CATALOGUE
PARTS OF YOUR BUSINESS
marble • glass



www.ims.eu


The logo for IMS, consisting of the lowercase letters 'ims' in a stylized, outlined font.

www.ims.eu



Nr. 50 100 10461

www.ims.eu




For the last five decades, **IMS** has been synonymous with high quality and efficiency. In particular, our company has gone through the last twenty years of the '1900's consolidating on the national market and perfecting the agreement with the most prominent figures of the Italian industrial scene.

With the advent of the 2000's, IMS presented itself on the international market with an unparalleled know-how, immediately establishing solid partnerships and expanding its product line to better serve countries with market standards other than European ones.

PARTS OF YOUR BUSINESS

Presently, **IMS distributes its tool holders in 95 countries** around the world, boasting exclusive distributors in the **United States, Spain** and the **Czech Republic** and official representatives in another **24 countries**.

With a view to development aimed at improving service and aligning with the needs of industry 4.0, IMS has developed an innovative and functional concept for research and identification of the ideal product for every need. This catalogue is an important step in this process made to bring together the manufacturer, retailer and user in a synergy based on the common interest: obtaining a final product that reflects the buyer's expectations.



HOW TO READ THE CATALOGUE

The catalogue structure is designed to focus attention on every aspect of the Tool holder, to **get to the product definition** without neglecting any of its features. Following the instructions of the guide, the user is accompanied in the **creation of the code**

through the choice of the connection with the machine (left page), then follow with the preferred tool connection, the features and the optional finishings (right page).

The catalogue includes specific sections for the **choice of accessories** (from page 116) **and components** (from page 144).

Moving along this path of improved customer service, the objective of IMS is to undertake several other initiatives meant to simplify the understanding of the product.

1 Define the machine connection type

PORTA UTENSILI HSK, SK, BT

"BRETON"

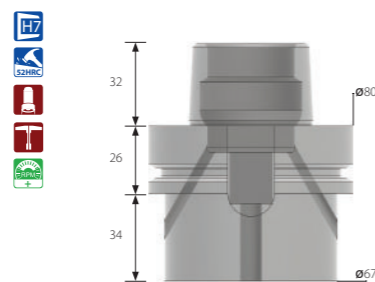
Check out page 115 for the complete manufacturing international standards.

3 Icons summary:

PRODUCT FEATURES

- tolerance
- waterproof
- 52HRC hardness
- chip socket

HSK80B "BRETON"



Connection code **3AE**

Adduttore compatibile **AAG13**



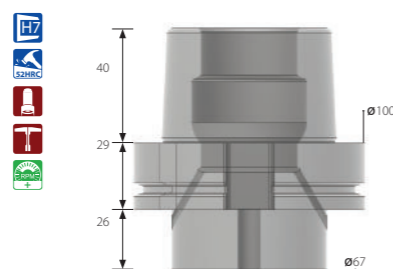
MANUFACTURING MATERIAL

- INOX Cod. M1
- NICHEL Cod. Z3

OPTIONAL FINISHES*

* By choosing optional material, the specific hardness may vary.

HSK100B "BRETON"



Connection code **3AF**

Adduttore compatibile **AAG14**



MANUFACTURING MATERIAL

- INOX Cod. M1
- NICHEL Cod. Z3

OPTIONAL FINISHES*

* By choosing optional material, the specific hardness may vary.

RECOMMENDED ACCESSORIES/COMPONENTS

- pull stud
- coolant tube
- locking kit
- collet
- collet nut
- key for colling tubes
- torque wrench for collet nut

AVAILABLE OPTIONS



balancing EXTRA

2 Define the tool connection type

EASYFIT

Code	Description	D	L	L3
BC00	EASY FIT	35	34	7
BC01	EASY FIT	35	39	7
BC02	EASY FIT	35	47	7

Locking kit included, complete with special male and female washers.

NEW

GRINDING WHEEL HOLDERS

Code	Description	D	L	M
BA00	grinding wheel holder	22	32	10
BA01	grinding wheel holder	22	39	10
BA02	grinding wheel holder	22	47	10
BA03	grinding wheel holder	22	80	10
BA04	grinding wheel holder	35	34	12
BA05	grinding wheel holder	35	39	12
BA06	grinding wheel holder	35	47	12
BA07	grinding wheel holder	35	80	12

DRILL POINT HOLDERS

Code	Description	D	L	M
BB29	drill point holder 1/2" gas	67	44	1/2"
BB81	drill point holder M30	67	44	M30

4

Choose the measures needed

COLLET CHUCKS

Code	Description	D	L	ER
BE01	collet chuck	50	50	ER32
BE02	collet chuck	63	50	ER40

CUP WHEEL HOLDERS

Code	Description	D	L	L2	N fori
BA51	cup wheel holder	50	35	5	6/M6/TK63
BA52	cup wheel holder	50	75	5	6/M6/TK63

5 Choose the optional finishings

6

Combining codes obtained through the choices made, an IMS product code is created.
e.g.
HSK80B "Breton"+ wheel holder 35x39
3AE + BA05 = 3AE-BA05

CERTIFICATO

Nr. 50 100 10461 - Rev.004

Si attesta che / This is to certify that

IL SISTEMA QUALITÀ DI
THE QUALITY SYSTEM OF



I.M.S. S.r.l.

SEDE LEGALE E OPERATIVA:
REGISTERED OFFICE AND OPERATIONAL SITE:

**VIA GIANNI AGNELLI 2
IT – 12048 SOMMARIVA DEL BOSCO (CN)**

È CONFORME AI REQUISITI DELLA NORMA
HAS BEEN FOUND TO COMPLY WITH THE REQUIREMENTS OF

UNI EN ISO 9001:2015

QUESTO CERTIFICATO È VALIDO PER IL SEGUENTE CAMPO DI APPLICAZIONE
THIS CERTIFICATE IS VALID FOR THE FOLLOWING SCOPE

Progettazione e fabbricazione di portautensili a catalogo e speciali per macchine CNC per la lavorazione del legno, vetro, marmo e acciaio (IAF 17)

Design and manufacture of ordinary and customized tool holders for CNC machineries for wood, glass, marble and steel mechanical works (IAF 17)



SGQ N° 049A

Membro degli Accordi di Mutuo Riconoscimento
FA, IAF e ILAC
Signatory of EA, IAF and ILAC Mutual
Recognition Agreements

Per l'Organismo di Certificazione
For the Certification Body
TÜV Italia S.r.l.

Validità / Validity

Dal / From: **2020-11-03**

Al / To: **2023-09-03**

Data emissione / Issuing Date

Andrea Coscia
2020-11-03

Direttore Divisione Business Assurance

PRIMA CERTIFICAZIONE / FIRST CERTIFICATION: 2014-06-06

LA VALIDITÀ DEL PRESENTE CERTIFICATO È SUBORDINATA A SORVEGLIANZA PERIODICA A 12 MESI E AL RIESAME COMPLETO DEL SISTEMA DI GESTIONE AZIENDALE CON PERIODICITÀ TRIENNALE

THE VALIDITY OF THE PRESENT CERTIFICATE DEPENDS ON THE ANNUAL SURVEILLANCE EVERY 12 MONTHS AND ON THE COMPLETE REVIEW OF COMPANY'S MANAGEMENT SYSTEM AFTER THREE-YEARS



Italia

Summary


p. 3	INTRODUCTION	115	INTERNATIONAL MANUFACTURING STANDARDS
4	HOW TO READ THE CATALOGUE	116	ACCESSORIES
10	TREATMENTS	116	Petal Collets HSK
12	TOOL HOLDERS	118	Petal Collets SK
12	"Achilli"	123	Ball clamping systems for pull stud with radius SK / BT
14	"Aitalmac"	132	Tool Forks
16	"Bavelloni"	136	1/2" Gas adapters
18	"Bidese"	138	Extentions
20	"Biesse"	140	Wrenches for collet nuts
22	"Bimatech"	142	Tool Clampers and Spindle Wipers
24	"Bistronics"	144	COMPONENTS
26	"Breton"	144	Collets
30	"Burkhardt"	145	Nuts
32	"Busetti"/"Vertmax"	146	Locking Kit
34	"Ceì"	148	Pull Studs
38	"Chiarini"/"Pedrini"	154	Coolant Tubes
40	"Brembana"		
46	"Cobalm"		
48	"Construal"		
50	"D2"		
52	"Denver"		
56	"Donatoni"		
58	"Farnese"		
60	"Forel"		
62	"Forvet"		
64	"Gadia"		
66	"Ghines"		
68	"Gmm"		
70	"Helios"		
72	"Intermac"		
74	"Lisec"		
76	"Lovati"		
78	"Neptun"		
80	"Northwood"		
84	"Omag"		
86	"Park Industries"		
90	"Pavoni"		
92	"P Cruz"		
94	"Prussiani"/"Agut"		
96	"Prussiani"		
100	"Ravelli"		
104	"Sasso"/"Ceì"		
106	"Scandinvent"		
108	"Skg"		
110	"Terzago"		
112	"Thibaut"		



THE REVOLUTIONARY TOOL HOLDING SYSTEM THAT MAXIMIZES RESULTS AND CUTS ON COSTS!

EASY FIT is the new revolutionary tool holder born from the combined experience of IMS and Main Axis. A solution designed to maximize the grinding wheel performance which will decrease the tool setting and calibration costs.

The innovative EASY FIT system was developed after a close analysis of the stone worker needs and is the product of an all Italian joint venture that guarantees quality, service, and an enormous time saving on daily operations.



Easy fit SMART
Now available!
Contact us for more information



EASY FIT is in fact the first and only real self-centering tool holder, providing the perfect and continuous centering of the grinding wheel during the cutting operations. In detail, the IMS developed system - patented by Main Axis - improves the synergy between the tool holder and tool, allowing the automatic alignment of the grinding wheel without any need of manual recalibration or additional operator interventions, even after the normal alterations due to heavy cycles.

EASY FIT is available both in stainless steel Endurance version as well as the totally anti-corrosion Darkside version. Designed to answer the markets request of a tool holder capable of providing more precision without hitting on the production efficiency, EASY FIT is already on the lips of everybody in the field. Thanks to its innovative design and its intuitive and easy tool mounting process, the time and money this revolutionary technology promises to save is easily convincing the investors. IMS is getting ready to open a new era in the stone working tool holder evolution.

EASY FIT takes the best out of the cutting tools in terms of stability and longer lifespan, reducing both time consuming calibrations and preserving the wheel from asymmetric consumption. This perfect iteration in the tool assembly translates to a more efficient CNC work center, faster production, better quality, and optimization of energetic costs.

Easy Fit is realized with the best stainless steel alloy for hardness and tolerance maintaining ratio

EASY FIT THE IMS SELF-CENTERING SYSTEM FOR GRANITE AND MARBLE WORKING

The technological innovation and engineering study behind EASY FIT has given new life to a tool holder. Thanks to its self-centering system, the wheel will stay in its calibrated position much longer than a standard cone while also maintaining the ease of assembling the tool holder and grinding wheel. This ingenious solution avoids the frequent and annoying operations of wheel calibration that are needed to maintain a neat and clean cut. Calibration operations (consisting in the tool dismounting, centering and re-mounting) can keep the operator busy for quite some time and it is repeated on each tool used on the machine. Once the initial calibration is done, EASY FIT will allow the grinding wheel to automatically adjust its center for all its life, allowing:

- Easy fitting and removal of the grinding wheel
- Significant reduction of setting and calibrating cost
- Significant reduction of vibrations
- Significant reduction of tool consumption and wasting material
- Significant reduction of water waste, as the cooling liquid is sealed and redirected through the tool body
- High qualitative cutting standards guaranteed in time



Others think about it. We made it.
No re-calibration needed, less machine stops, reduced tool consumption, more money in your pocket.



The most appreciated among high quality machine manufacturers worldwide. The full stainless steel body ensures the accuracy and precision of the tool holder well in the standards for its entire life, with no loss of tolerances or concentricity. Endurance is an innovative system of surface finishing that allows shrinking and flattening those surface ridges that arise after grinding.

This operation reduces the surface roughness up to 80%. The endurance technology comes directly from the aerospace industry where it is used on components that are subjected to greater mechanical stress and a greater corrosion risk.

The reduction of the roughness increases the protection of the tool holder against corrosion, preventing water and residual dust to remain on the cone.

Reduction of micro tensions of the material, low surface roughness, high corrosion protection.

During the tool holder life many external agents interact with its surface, leading to superficial reactions that can cause corrosion and rust. The pure stainless steel is a no-carbon alloy made to resist any type of corrosion, but its composition is too soft to ensure the maintenance of the initial tolerance over time. This softness lead, in a short time, to spindle breakages, tool block and serious hazard for machine operator.

To avoid this problem, **IMS tool holders are manufactured in a stainless steel alloy with a low percentage of carbon**, necessary to maintain the right hardness and prevent any kind of tool holding related issues.

A side effect of the presence of carbon in this alloy is light superficial rust can come after several work hours if the tool holders are not accurately wiped and cleaned at the end of the day. This corrosion, although visually disturbing, is unlikely to affect the functionality of the item because the stainless steel alloy is still pretty pure.

To prevent the rise of this unaesthetic consequence,

WE INTRODUCED THE ENDURANCE TREATMENT.

Endurance functioning is simple to explain: *decreasing the superficial tension, the tool holder acquires a "smoother" surface, on which water and powder will slip away easily, reducing the penetration of external agents under the surface..*



The most convenient tool holding solution on the market is also the lower maintenance option.

The heat-treated surface, with 400 hours exposure to salt spray corrosion test successfully passed, guarantees a total protection against rust even under extreme working condition.

Best match to hardness requirements, with 60 HRC (5.5 Mohs') measured in the diffusion zone and 35 HRC measured at the core.

Top precision and accuracy thanks to the extraordinary IMS manufacture quality.



The best for less.

- COMPLETELY RUST PROOF
- FAIR PRICE FOR A SUPERIOR ANTI- RUST TECHNOLOGY
- HEAT-TREATED SURFACE FOR INCREASED DURABILITY
- NO FLAKING, NO CHIPPING
- MAXIMUM CONCENTRICITY 5 µm



Surface protected from corrosive agents



Tool holder life improved by 30%



Lower risk of breakages



Available for "Intermac", "Park Industries", "Northwood", "Thibaut", "Brembana" and many more..



Darkside pull studs available for all electrospindles

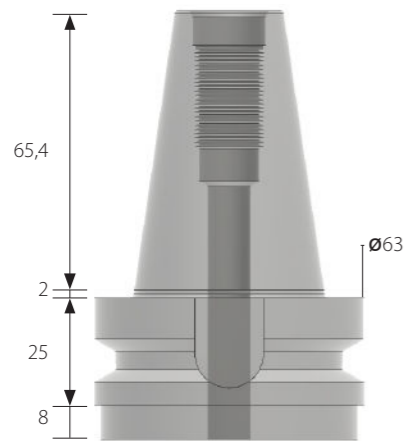


Anticorrosion test certificates available upon request

"ACHILLI"

Check out page 115 for the complete manufacturing international standards.

BT40 "ACHILLI"



Connection code
4AH

Compatible pull studs
AAF89



• MANUFACTURING MATERIAL



ENDURANCE
Cod. Z2

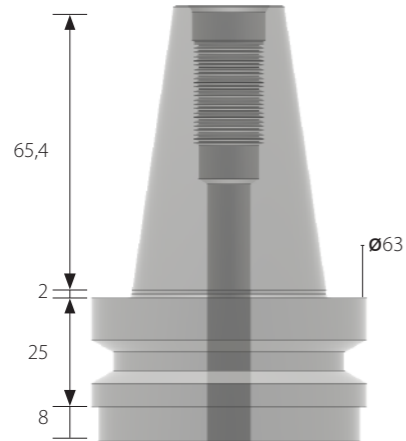
• OPTIONAL FINISHES*



DARKSIDE
Cod. Z1

* By choosing optional material, the specific hardness may vary.

BT40 "ACHILLI"



Connection code
4AK

Compatible pull studs
AAF89

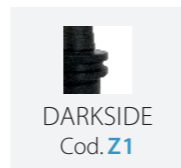


• MANUFACTURING MATERIAL



ENDURANCE
Cod. Z2

• OPTIONAL FINISHES*



DARKSIDE
Cod. Z1

* By choosing optional material, the specific hardness may vary.

EASY FIT



Code	Description	D	L	L3
BC00	EASY FIT	35	34	7
BC01	EASY FIT	35	39	7
BC02	EASY FIT	35	47	7



Locking kit included, complete with special male and female washers.




GRINDING WHEEL HOLDERS



Code	Description	D	L	M
BA00	grinding wheel holder	22	34	10
BA01	grinding wheel holder	22	39	10
BA02	grinding wheel holder	22	47	10
BA03	grinding wheel holder	22	80	10
BA04	grinding wheel holder	35	34	12
BA05	grinding wheel holder	35	39	12
BA06	grinding wheel holder	35	47	12
BA07	grinding wheel holder	35	80	12

DRILL POINT HOLDERS

Code	Description	D	L	M
BB17	portaforetto	45	45	1/2"
BB62	portaforetto	45	45	M30



COLLET CHUCKS



Code	Description	D	L	ER
BE01	collet chuck	50	50	ER32
BE02	collet chuck	63	50	ER40



FLANGE WHEEL HOLDERS



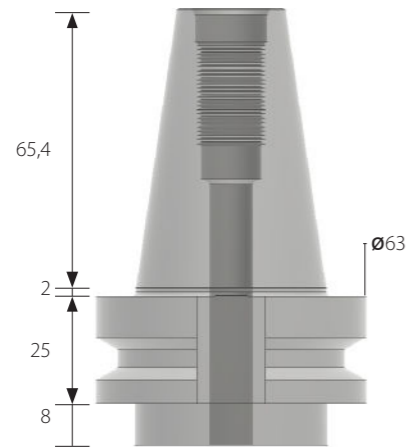
Code	Description	D	L	L2	N fori
BA51	flange wheel holder	50	35	5	6/M6/TK63
BA52	flange wheel holder	50	75	5	6/M6/TK63



"AITALMAC"

Check out page 115 for the complete manufacturing international standards.

BT40 "AITALMAC"



Connection code
4BV

Compatible pull studs
AAF49



• MANUFACTURING MATERIAL



• OPTIONAL FINISHES*



* By choosing optional material, the specific hardness may vary.

EASY FIT



Code	Description	D	L	L3
BC00	EASY FIT	35	34	7
BC01	EASY FIT	35	39	7
BC02	EASY FIT	35	47	7





Locking kit included, complete with special male and female washers.



GRINDING WHEEL HOLDERS





Code	Description	D	L	M
BA00	grinding wheel holder	22	34	10
BA01	grinding wheel holder	22	39	10
BA02	grinding wheel holder	22	47	10
BA03	grinding wheel holder	22	80	10
BA04	grinding wheel holder	35	34	12
BA05	grinding wheel holder	35	39	12
BA06	grinding wheel holder	35	47	12
BA07	grinding wheel holder	35	80	12



DRILL POINT HOLDERS

Code	Description	D	L	M
BB22	drill point holder 1/2" gas	44,5	45	1/2"
BB83	drill point holder M30	44,5	45	M30



COLLET CHUCKS



Code	Description	D	L	ER
BE01	collet chuck	50	50	ER32
BE02	collet chuck	63	50	ER40



FLANGE WHEEL HOLDERS



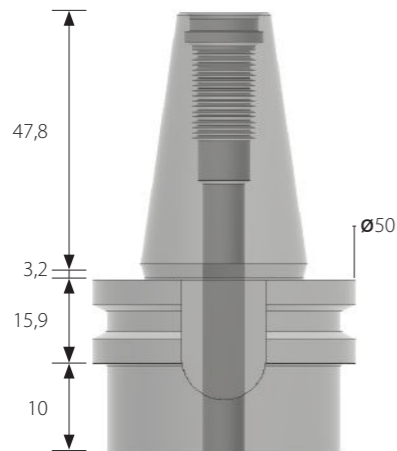
Code	Description	D	L	L2	N fori
BA51	flange wheel holder	50	35	5	6/M6/TK63
BA52	flange wheel holder	50	75	5	6/M6/TK63



"BAVELLONI" / "POSEIDON" / "NOAT"

Check out page 115 for the complete manufacturing international standards.

SK30 "BAVELLONI"



Connection code
4AM

Compatible pull studs
AAG02




• MANUFACTURING MATERIAL



ENDURANCE
Cod. Z2

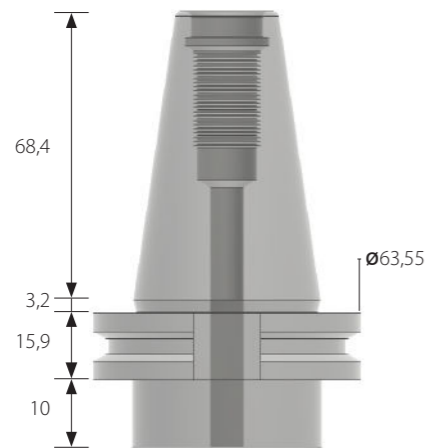
• OPTIONAL FINISHES*



DARKSIDE
Cod. Z1

* By choosing optional material, the specific hardness may vary.

SK40 "BAVELLONI"



Connection code
4AN

Compatible pull studs
AAF49




• MANUFACTURING MATERIAL



ENDURANCE
Cod. Z2

• OPTIONAL FINISHES*



DARKSIDE
Cod. Z1

* By choosing optional material, the specific hardness may vary.

EASY FIT



Code	Description	D	L	L3
BC00	EASY FIT	35	34	7
BC01	EASY FIT	35	39	7
BC02	EASY FIT	35	47	7



Locking kit included, complete with special male and female washers.



GRINDING WHEEL HOLDERS





Code	Description	D	L	M
BA00	grinding wheel holder	22	34	10
BA01	grinding wheel holder	22	39	10
BA02	grinding wheel holder	22	47	10
BA03	grinding wheel holder	22	80	10
BA04	grinding wheel holder	35	34	12
BA05	grinding wheel holder	35	39	12
BA06	grinding wheel holder	35	47	12
BA07	grinding wheel holder	35	80	12

DRILL POINT HOLDERS 4AM

Code	Description	D	L	M
BB12	drill point holder 1/2" gas	50	16,80	1/2"
BB85	drill point holder M30	50	16,80	M30

DRILL POINT HOLDERS 4AN


Code	Description	D	L	M
BB13	drill point holder 1/2" gas	50	25,80	1/2"
BB11	drill point holder 1/2" gas	50	50	1/2"
BB21	drill point holder 1/2" gas	44,50	10	1/2"
BB58	drill point holder M30	50	50	M30



COLLET CHUCKS




Code	Description	D	L	ER
BE00	collet chuck	42	50	ER25
BE01	collet chuck	50	50	ER32
BE02	collet chuck	63	50	ER40



FLANGE WHEEL HOLDERS



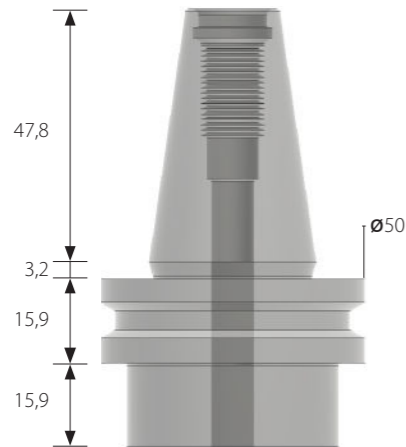
Code	Description	D	L	L2	N fori
BA51	flange wheel holder	50	35	5	6/M6/TK63
BA52	flange wheel holder	50	75	5	6/M6/TK63



"BIDESE"

Check out page 115 for the complete manufacturing international standards.

SK30 "BIDESE"



Connection code
4BW

Compatible pull studs
AAG02




• MANUFACTURING MATERIAL



ENDURANCE
Cod. Z2

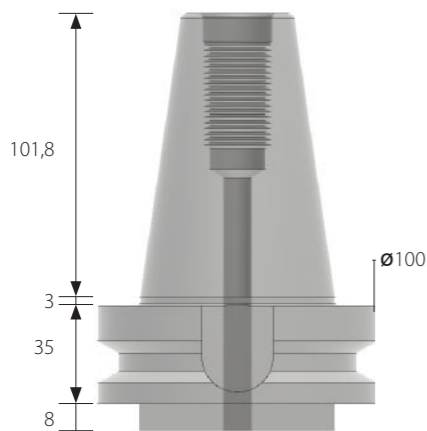
• OPTIONAL FINISHES*



DARKSIDE
Cod. Z1

* By choosing optional material, the specific hardness may vary.

BT50 "BIDESE"



Connection code
4AI

Compatible pull studs
AAF92



• MANUFACTURING MATERIAL



ENDURANCE
Cod. Z2

• OPTIONAL FINISHES*



DARKSIDE
Cod. Z1

* By choosing optional material, the specific hardness may vary.

EASY FIT



Code	Description	D	L	L3
BC00	EASY FIT	35	34	7
BC01	EASY FIT	35	39	7
BC02	EASY FIT	35	47	7



Locking kit included, complete with special male and female washers.

GRINDING WHEEL HOLDERS





Code	Description	D	L	M
BA00	grinding wheel holder	22	34	10
BA01	grinding wheel holder	22	39	10
BA02	grinding wheel holder	22	47	10
BA03	grinding wheel holder	22	80	10
BA04	grinding wheel holder	35	34	12
BA05	grinding wheel holder	35	39	12
BA06	grinding wheel holder	35	47	12
BA07	grinding wheel holder	35	80	12

DRILL POINT HOLDERS 4BW

Code	Description	D	L	M
BB01	drill point holder 1/2" gas	40	40	1/2"
BB52	drill point holder M30	40	40	M30

DRILL POINT HOLDERS 4AI


Code	Description	D	L	M
BB18	drill point holder 1/2" gas	45	50	1/2"
BB61	drill point holder M30	45	50	M30



COLLET CHUCKS



Code	Description	D	L	ER
BE00	collet chuck	42	50	ER25
BE01	collet chuck	50	50	ER32
BE02	collet chuck	63	50	ER40



FLANGE WHEEL HOLDERS



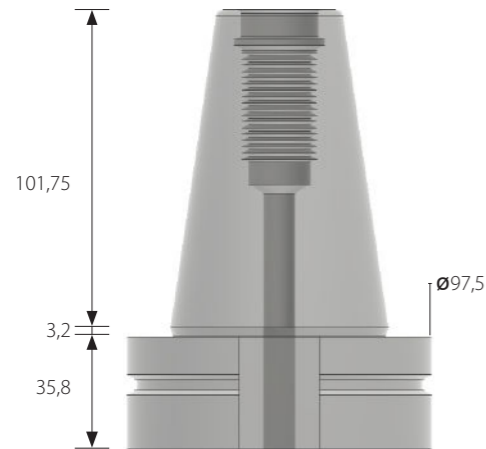
Code	Description	D	L	L2	N fori
BA51	flange wheel holder	50	35	5	6/M6/TK63
BA52	flange wheel holder	50	75	5	6/M6/TK63



"BIESSE"

Check out page 115 for the complete manufacturing international standards.

SK50 "BIESSE"



Connection code
4AP

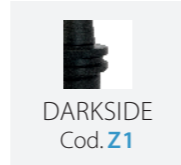
Compatible pull studs
AAF51



• MANUFACTURING MATERIAL



• OPTIONAL FINISHES*



* By choosing optional material, the specific hardness may vary.

EASY FIT



Code	Description	D	L	L3
BC00	EASY FIT	35	34	7
BC01	EASY FIT	35	39	7
BC02	EASY FIT	35	47	7




Locking kit included, complete with special male and female washers.



GRINDING WHEEL HOLDERS




Code	Description	D	L	M
BA00	grinding wheel holder	22	34	10
BA01	grinding wheel holder	22	39	10
BA02	grinding wheel holder	22	47	10
BA03	grinding wheel holder	22	80	10
BA04	grinding wheel holder	35	34	12
BA05	grinding wheel holder	35	39	12
BA06	grinding wheel holder	35	47	12
BA07	grinding wheel holder	35	80	12



DRILL POINT HOLDERS

Code	Description	D	L	M
BB14	drill point holder 1/2" gas	50	15	1/2"
BB89	drill point holder M30	50	15	M30



COLLET CHUCKS



Code	Description	D	L	ER
BE01	collet chuck	50	50	ER32
BE02	collet chuck	63	50	ER40



FLANGE WHEEL HOLDERS



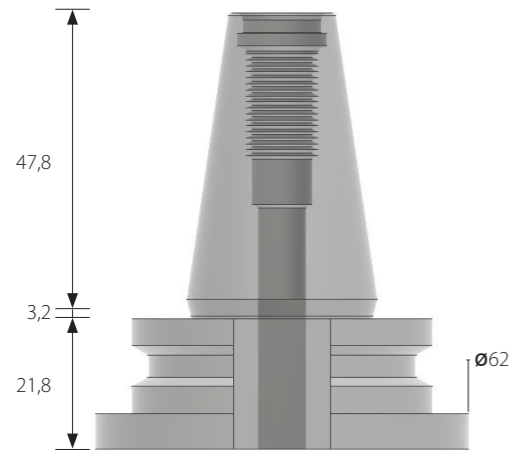
Code	Description	D	L	L2	N fori
BA51	flange wheel holder	50	30	5	6/M6/TK63
BA52	flange wheel holder	50	100	5	6/M6/TK63



"BIMATECH"

Check out page 115 for the complete manufacturing international standards.

SK30 "BIMATECH"



Connection code
4AQ

Compatible pull studs
AAG02



• MANUFACTURING MATERIAL

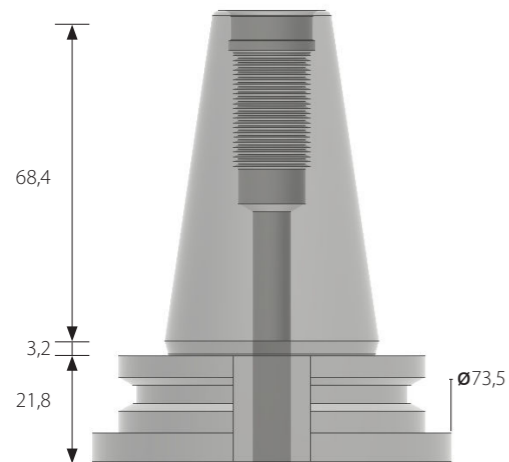


• OPTIONAL FINISHES*



* By choosing optional material, the specific hardness may vary.

SK40 "BIMATECH"



Connection code
4AR

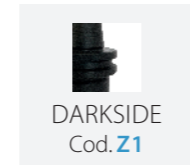
Compatible pull studs
AAG05



• MANUFACTURING MATERIAL



• OPTIONAL FINISHES*



* By choosing optional material, the specific hardness may vary.

EASY FIT



Code	Description	D	L	L3
BC00	EASY FIT	35	34	7
BC01	EASY FIT	35	39	7
BC02	EASY FIT	35	47	7



Locking kit included, complete with special male and female washers.



GRINDING WHEEL HOLDERS



Code	Description	D	L	M
BA00	grinding wheel holder	22	34	10
BA01	grinding wheel holder	22	39	10
BA02	grinding wheel holder	22	47	10
BA03	grinding wheel holder	22	80	10
BA04	grinding wheel holder	35	34	10
BA05	grinding wheel holder	35	39	10
BA06	grinding wheel holder	35	47	10
BA07	grinding wheel holder	35	80	10

DRILL POINT HOLDERS


Code	Description	D	L	M
BB30	drill point holder 1/2" gas	0	0	1/2"
BB80	drill point holder M30	0	0	M30



COLLET CHUCKS




Code	Description	D	L	ER
BE00	collet chuck	42	50	ER25
BE01	collet chuck	50	50	ER32
BE02	collet chuck	63	50	ER40



FLANGE WHEEL HOLDERS



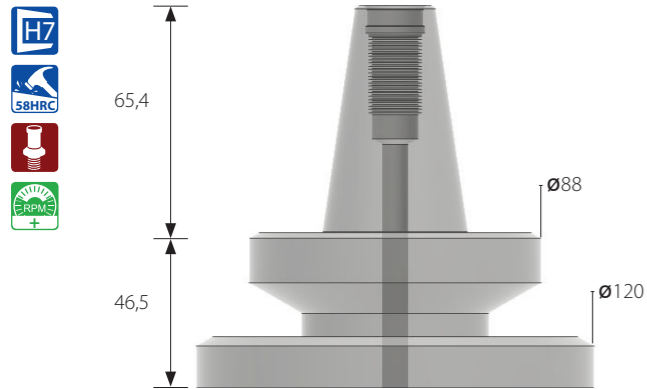
Code	Description	D	L	L2	N fori
BA51	flange wheel holder	50	5	5	6/M6/TK63
BA52	flange wheel holder	50	5	5	6/M6/TK63



"BISTRONICS"

Check out page 115 for the complete manufacturing international standards.

SK40 "BISTRONICS"



Connection code
4CA


Compatible pull studs
AAF49



• MANUFACTURING MATERIAL



• OPTIONAL FINISHES*




* By choosing optional material, the specific hardness may vary.

EASY FIT



Code	Description	D	L	L3
BC00	EASY FIT	35	34	7
BC01	EASY FIT	35	39	7
BC02	EASY FIT	35	47	7



Locking kit included, complete with special male and female washers.





GRINDING WHEEL HOLDERS



Code	Description	D	L	M
BA00	grinding wheel holder	22	34	10
BA01	grinding wheel holder	22	39	10
BA02	grinding wheel holder	22	47	10
BA03	grinding wheel holder	22	80	10
BA04	grinding wheel holder	35	34	12
BA05	grinding wheel holder	35	39	12
BA06	grinding wheel holder	35	47	12
BA07	grinding wheel holder	35	80	12

DRILL POINT HOLDERS


Code	Description	D	L	M
BB19	drill point holder 1/2" gas	45	25	1/2"
BB63	drill point holder M30	45	25	M30



COLLET CHUCKS



Code	Description	D	L	ER
BE01	collet chuck	50	50	ER32
BE02	collet chuck	63	50	ER40



FLANGE WHEEL HOLDERS



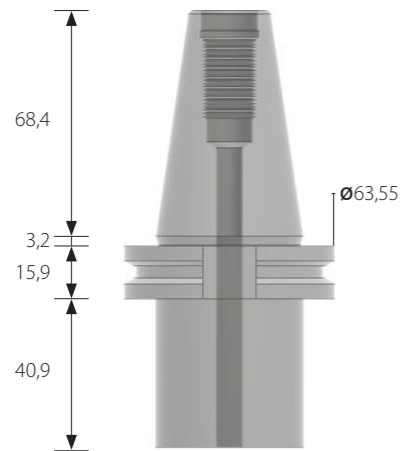
Code	Description	D	L	L2	N fori
BA51	flange wheel holder	50	35	5	6/M6/TK63
BA52	flange wheel holder	50	75	5	6/M6/TK63



"BRETON"

Check out page 115 for the complete manufacturing international standards.

SK40 "BRETON"



Connection code
4AS

Compatible pull studs
AAG04



• **MANUFACTURING MATERIAL**



• **OPTIONAL FINISHES***



* By choosing optional material, the specific hardness may vary.

EASY FIT



Code	Description	D	L	L3
BC00	EASY FIT	35	34	7
BC01	EASY FIT	35	39	7
BC02	EASY FIT	35	47	7




Locking kit included, complete with special male and female washers.

GRINDING WHEEL HOLDERS




Code	Description	D	L	M
BA00	grinding wheel holder	22	32	10
BA01	grinding wheel holder	22	39	10
BA02	grinding wheel holder	22	47	10
BA03	grinding wheel holder	22	80	10
BA04	grinding wheel holder	35	34	12
BA05	grinding wheel holder	35	39	12
BA06	grinding wheel holder	35	47	12
BA07	grinding wheel holder	35	80	12



DRILL POINT HOLDERS


Code	Description	D	L	M
BB23	drill point holder 1/2" gas	44,70	50,9	1/2"
BB82	drill point holder M30	44,70	45	M30



COLLET CHUCKS



Code	Description	D	L	ER
BE01	collet chuck	50	50	ER32
BE02	collet chuck	63	50	ER40



FLANGE WHEEL HOLDERS



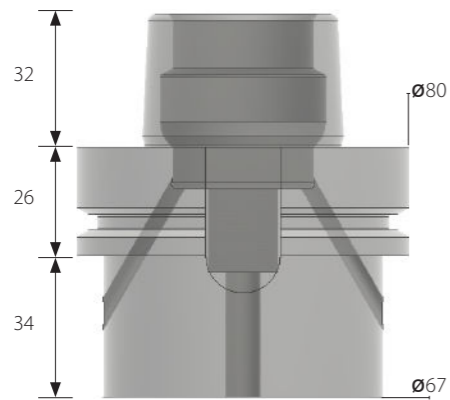
Code	Description	D	L	L2	N fori
BA51	flange wheel holder	50	35	5	6/M6/TK63
BA52	flange wheel holder	50	75	5	6/M6/TK63



"BRETON"

Check out page 115 for the complete manufacturing international standards.

HSK80B "BRETON"



Connection code
3AE

Adduttore compatibile
AAG13



• MANUFACTURING MATERIAL

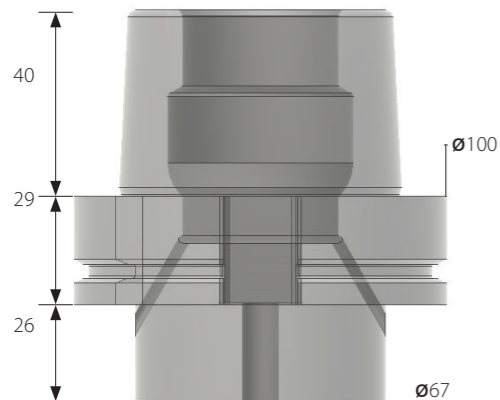


• OPTIONAL FINISHES*



* By choosing optional material, the specific hardness may vary.

HSK100B "BRETON"



Connection code
3AF


Adduttore compatibile
AAG14



• MANUFACTURING MATERIAL



• OPTIONAL FINISHES*




* By choosing optional material, the specific hardness may vary.

EASY FIT



Code	Description	D	L	L3
BC00	EASY FIT	35	34	7
BC01	EASY FIT	35	39	7
BC02	EASY FIT	35	47	7



Locking kit included, complete with special male and female washers.



GRINDING WHEEL HOLDERS



Code	Description	D	L	M
BA00	grinding wheel holder	22	32	10
BA01	grinding wheel holder	22	39	10
BA02	grinding wheel holder	22	47	10
BA03	grinding wheel holder	22	80	10
BA04	grinding wheel holder	35	34	12
BA05	grinding wheel holder	35	39	12
BA06	grinding wheel holder	35	47	12
BA07	grinding wheel holder	35	80	12

DRILL POINT HOLDERS


Code	Description	D	L	M
BB29	drill point holder 1/2" gas	67	44	1/2"
BB81	drill point holder M30	67	44	M30



COLLET CHUCKS




Code	Description	D	L	ER
BE01	collet chuck	50	50	ER32
BE02	collet chuck	63	50	ER40



FLANGE WHEEL HOLDERS



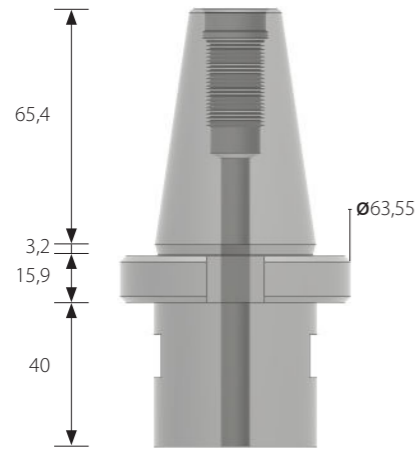
Code	Description	D	L	L2	N fori
BA51	flange wheel holder	50	35	5	6/M6/TK63
BA52	flange wheel holder	50	75	5	6/M6/TK63



"BURKHARDT"

Check out page 115 for the complete manufacturing international standards.

SK40 "BURKHARDT"



Connection code
4CS

Compatible pull studs
AAF49




• MANUFACTURING MATERIAL



ENDURANCE
Cod. Z2

• OPTIONAL FINISHES*



DARKSIDE
Cod. Z1

* By choosing optional material, the specific hardness may vary.

EASY FIT



Code	Description	D	L	L3
BC00	EASY FIT	35	34	7
BC01	EASY FIT	35	39	7
BC02	EASY FIT	35	47	7




Locking kit included, complete with special male and female washers.

GRINDING WHEEL HOLDERS




Code	Description	D	L	M
BA00	grinding wheel holder	22	34	10
BA01	grinding wheel holder	22	39	10
BA02	grinding wheel holder	22	47	10
BA03	grinding wheel holder	22	80	10
BA04	grinding wheel holder	35	34	12
BA05	grinding wheel holder	35	39	12
BA06	grinding wheel holder	35	47	12
BA07	grinding wheel holder	35	80	12



DRILL POINT HOLDERS


Code	Description	D	L	M
BB32	drill point holder 1/2" gas	44	19	1/2"
BB60	drill point holder M30	44	19	M30



COLLET CHUCKS



Code	Description	D	L	ER
BE01	collet chuck	50	50	ER32
BE02	collet chuck	63	50	ER40



FLANGE WHEEL HOLDERS



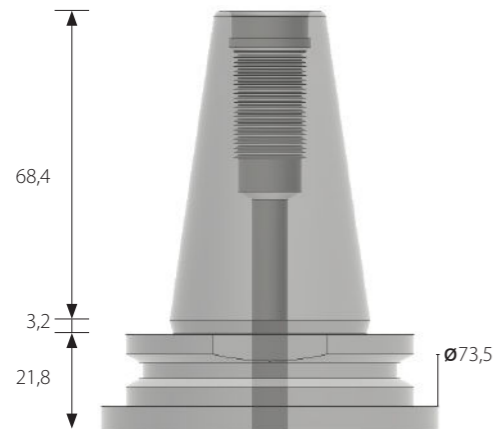
Code	Description	D	L	L2	N fori
BA51	flange wheel holder	50	35	5	6/M6/TK63
BA52	flange wheel holder	50	75	5	6/M6/TK63



"BUSETTI" / "VERTMAX"

Check out page 115 for the complete manufacturing international standards.

SK40 "BUSETTI" / "VERTMAX"



Connection code
4AT

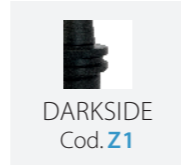
Compatible pull studs
AAG04



• MANUFACTURING MATERIAL



• OPTIONAL FINISHES*




* By choosing optional material, the specific hardness may vary.

EASY FIT



Code	Description	D	L	L3
BC00	EASY FIT	35	34	7
BC01	EASY FIT	35	39	7
BC02	EASY FIT	35	47	7



Locking kit included, complete with special male and female washers.




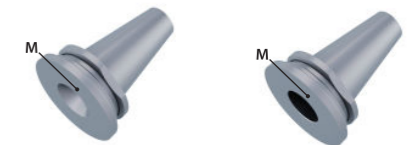
GRINDING WHEEL HOLDERS



Code	Description	D	L	M
BA00	grinding wheel holder	22	34	10
BA01	grinding wheel holder	22	39	10
BA02	grinding wheel holder	22	47	10
BA03	grinding wheel holder	22	80	10
BA04	grinding wheel holder	35	34	10
BA05	grinding wheel holder	35	39	10
BA06	grinding wheel holder	35	47	10
BA07	grinding wheel holder	35	80	10

DRILL POINT HOLDERS

Code	Description	D	L	M
BB30	drill point holder 1/2" gas	0	0	1/2"
BB80	drill point holder M30	0	0	M30



COLLET CHUCKS



Code	Description	D	L	ER
BE01	collet chuck	50	50	ER32
BE02	collet chuck	63	50	ER40



FLANGE WHEEL HOLDERS



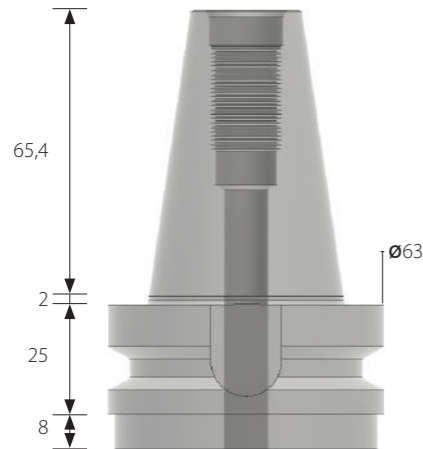
Code	Description	D	L	L2	N fori
BA51	flange wheel holder	50	5	5	6/M6/TK63
BA52	flange wheel holder	50	75	5	6/M6/TK63



"CEI"

Check out page 115 for the complete manufacturing international standards.

BT40 "CEI"



Connection code
4AH

Compatible pull studs
AAG06



• MANUFACTURING MATERIAL



• OPTIONAL FINISHES*



* By choosing optional material, the specific hardness may vary.

EASY FIT



Code	Description	D	L	L3
BC00	EASY FIT	35	34	7
BC01	EASY FIT	35	39	7
BC02	EASY FIT	35	47	7



Locking kit included, complete with special male and female washers.





GRINDING WHEEL HOLDERS



Code	Description	D	L	M
BA00	grinding wheel holder	22	34	10
BA01	grinding wheel holder	22	39	10
BA02	grinding wheel holder	22	47	10
BA03	grinding wheel holder	22	80	10
BA04	grinding wheel holder	35	34	12
BA05	grinding wheel holder	35	39	12
BA06	grinding wheel holder	35	47	12
BA07	grinding wheel holder	35	80	12

DRILL POINT HOLDERS

Code	Description	D	L	M
BB17	drill point holder 1/2" gas	45	45	1/2"
BB62	drill point holder M30	45	45	M30



COLLET CHUCKS



Code	Description	D	L	ER
BE00	collet chuck	42	50	ER25
BE01	collet chuck	50	50	ER30

FLANGE WHEEL HOLDERS



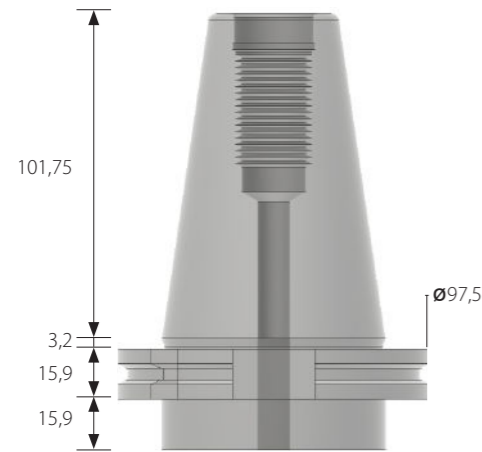
Code	Description	D	L	L2	N fori
BA51	flange wheel holder	50	35	5	6/M6/TK63
BA52	flange wheel holder	50	75	5	6/M6/TK63



"CEI"

Check out page 115 for the complete manufacturing international standards.

SK50 "CEI" DIN69871/A



Connection code
4AC

Compatible pull studs
AAF51




• MANUFACTURING MATERIAL



ENDURANCE
Cod. **Z2**

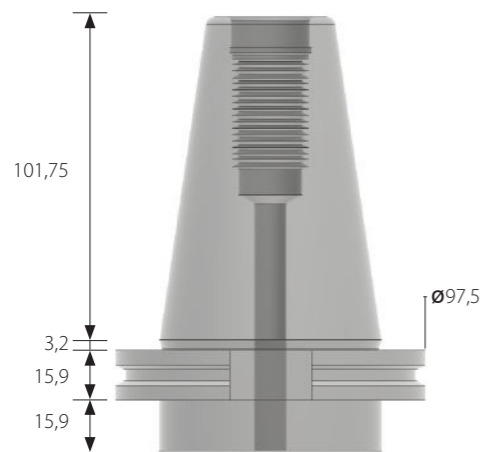
• OPTIONAL FINISHES*



DARKSIDE
Cod. **Z1**

* By choosing optional material, the specific hardness may vary.

SK50 "CEI"



Connection code
4BR

Compatible pull studs
AAF51



• MANUFACTURING MATERIAL



ENDURANCE
Cod. **Z2**

• OPTIONAL FINISHES*



DARKSIDE
Cod. **Z1**

* By choosing optional material, the specific hardness may vary.

EASY FIT



Code	Description	D	L	L3
BC00	EASY FIT	35	34	7
BC01	EASY FIT	35	39	7
BC02	EASY FIT	35	47	7



Locking kit included, complete with special male and female washers.



GRINDING WHEEL HOLDERS



Code	Description	D	L	M
BA00	grinding wheel holder	22	34	10
BA01	grinding wheel holder	22	39	10
BA02	grinding wheel holder	22	47	10
BA03	grinding wheel holder	22	80	10
BA04	grinding wheel holder	35	34	12
BA05	grinding wheel holder	35	39	12
BA06	grinding wheel holder	35	47	12
BA07	grinding wheel holder	35	80	12

DRILL POINT HOLDERS

Code	Description	D	L	M
BB05	drill point holder 1/2" gas	40	50	1/2"
BB06	drill point holder M30	40	80	1/2"
BB54	drill point holder M30	40	50	M30
BB51	drill point holder M30	40	80	M30



COLLET CHUCKS





Code	Description	D	L	ER
BE01	collet chuck	50	50	ER32
BE02	collet chuck	63	50	ER40

FLANGE WHEEL HOLDERS



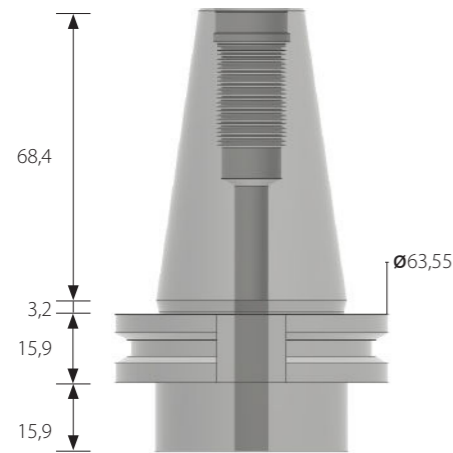
Code	Description	D	L	L2	N fori
BA51	flange wheel holder	50	35	5	6/M6/TK63
BA52	flange wheel holder	50	75	5	6/M6/TK63



"CHIARINI"/"PEDRINI"

Check out page 115 for the complete manufacturing international standards.

SK40 "CHIARINI"/"PEDRINI"



Connection code
4AU


Compatible pull studs
AAG04



• MANUFACTURING MATERIAL



• OPTIONAL FINISHES*



* By choosing optional material, the specific hardness may vary.

EASY FIT



Code	Description	D	L	L3
BC00	EASY FIT	35	34	7
BC01	EASY FIT	35	39	7
BC02	EASY FIT	35	47	7



Locking kit included, complete with special male and female washers.



GRINDING WHEEL HOLDERS



Code	Description	D	L	M
BA00	grinding wheel holder	22	34	10
BA01	grinding wheel holder	22	39	10
BA02	grinding wheel holder	22	47	10
BA03	grinding wheel holder	22	80	10
BA04	grinding wheel holder	35	34	12
BA05	grinding wheel holder	35	39	12
BA06	grinding wheel holder	35	47	12
BA07	grinding wheel holder	35	80	12

DRILL POINT HOLDERS


Code	Description	D	L	M
BB15	drill point holder 1/2" gas	45	34,1	1/2"
BB64	drill point holder M30	45	34,1	M30



COLLET CHUCKS



Code	Description	D	L	ER
BE01	collet chuck	50	50	ER32
BE02	collet chuck	63	50	ER40



FLANGE WHEEL HOLDERS



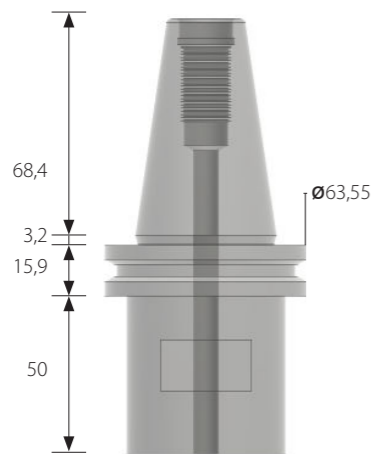
Code	Description	D	L	L2	N fori
BA51	flange wheel holder	50	35	5	6/M6/TK63
BA52	flange wheel holder	50	75	5	6/M6/TK63



"CMS BREMBANA" NT

Check out page 115 for the complete manufacturing international standards.

SK40 "BREMBANA" NT



Connection code
4AV

Compatible pull studs
AAF49




• MANUFACTURING MATERIAL



ENDURANCE
Cod. Z2

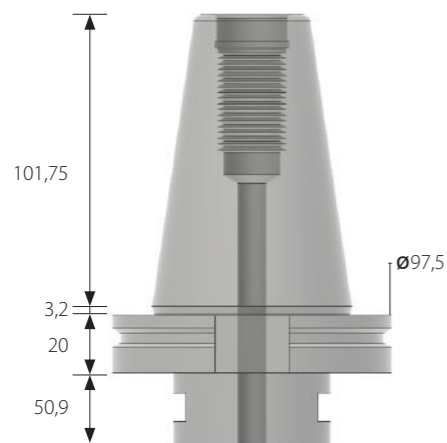
• OPTIONAL FINISHES*



DARKSIDE
Cod. Z1

* By choosing optional material, the specific hardness may vary.

SK50 "BREMBANA" NT



Connection code
4AY

Compatible pull studs
AAF51



• MANUFACTURING MATERIAL



ENDURANCE
Cod. Z2

• OPTIONAL FINISHES*



DARKSIDE
Cod. Z1

* By choosing optional material, the specific hardness may vary.

EASY FIT



Code	Description	D	L	L2
BC00	EASY FIT	35	34	7
BC01	EASY FIT	35	39	7
BC02	EASY FIT	35	47	7



Locking kit included, complete with special male and female washers.



GRINDING WHEEL HOLDERS






Code	Description	D	L	M
BA00	grinding wheel holder	22	34	10
BA01	grinding wheel holder	22	39	10
BA02	grinding wheel holder	22	47	10
BA03	grinding wheel holder	22	80	10
BA04	grinding wheel holder	35	34	12
BA05	grinding wheel holder	35	39	12
BA06	grinding wheel holder	35	47	12
BA07	grinding wheel holder	35	80	12

DRILL POINT HOLDERS SK40

Code	Description	D	L	M
BB11	drill point holder 1/2" gas	50	50	1/2"
BB16	drill point holder 1/2" gas	50	62	1/2"
BB58	drill point holder M30	50	50	M30

DRILL POINT HOLDERS SK50


Code	Description	D	L	M
BB25	drill point holder 1/2" gas	55	50,90	1/2"
BB70	drill point holder M30	55	50,90	M30



COLLET CHUCKS



Code	Description	D	L	ER
BE01	collet chuck	50	50	ER32
BE02	collet chuck	63	50	ER40



FLANGE WHEEL HOLDERS



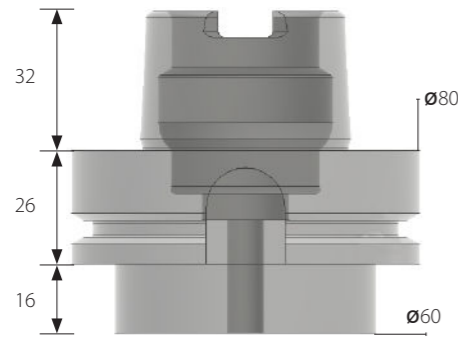
Code	Description	D	L	L2	N fori
BA51	flange wheel holder	50	35	5	6/M6/TK63
BA52	flange wheel holder	50	75	5	6/M6/TK63



CMS BREMBANA NT

Check out page 115 for the complete manufacturing international standards.

HSK80 "BREMBANA" NT



Connection code
3AG

Adduttore compatibile
AAG13



• MANUFACTURING MATERIAL



• OPTIONAL FINISHES*




* By choosing optional material, the specific hardness may vary.

EASY FIT



Code	Description	D	L	L3
BC00	EASY FIT	35	34	7
BC01	EASY FIT	35	39	7
BC02	EASY FIT	35	47	7



Locking kit included, complete with special male and female washers.

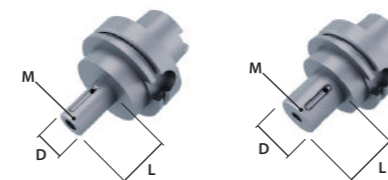

GRINDING WHEEL HOLDERS



Code	Description	D	L	M
BA00	grinding wheel holder	22	34	10
BA01	grinding wheel holder	22	39	10
BA02	grinding wheel holder	22	47	10
BA03	grinding wheel holder	22	80	10
BA04	grinding wheel holder	35	34	12
BA05	grinding wheel holder	35	39	12
BA06	grinding wheel holder	35	47	12
BA07	grinding wheel holder	35	80	12

DRILL POINT HOLDERS

Code	Description	D	L	M
BB11	drill point holder 1/2" gas	50	50	1/2"
BB58	drill point holder M30	50	50	M30



COLLET CHUCKS




Code	Description	D	L	ER
BE01	collet chuck	50	50	ER32
BE02	collet chuck	50	50	ER40

FLANGE WHEEL HOLDERS



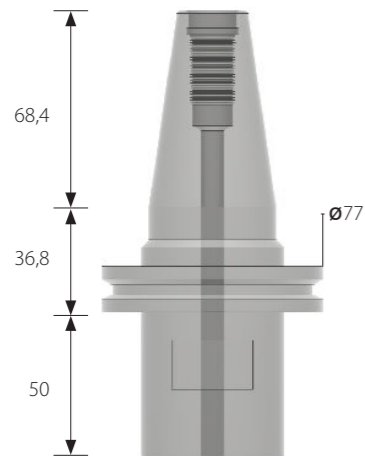
Code	Description	D	L	L2	N fori
BA51	flange wheel holder	50	35	5	6/M6/TK63
BA52	flange wheel holder	50	75	5	6/M6/TK63



"CMS BREMBANA" OT

Check out page 115 for the complete manufacturing international standards.

SK40 "BREMBANA" OT



Connection code
4AZ


Compatible pull studs
AAF49



• MANUFACTURING MATERIAL



• OPTIONAL FINISHES*



* By choosing optional material, the specific hardness may vary.

EASY FIT



Code	Description	D	L	L3
BC00	EASY FIT	35	34	7
BC01	EASY FIT	35	39	7
BC02	EASY FIT	35	47	7



Locking kit included, complete with special male and female washers.





GRINDING WHEEL HOLDERS



Code	Description	D	L	M
BA00	grinding wheel holder	22	34	10
BA01	grinding wheel holder	22	39	10
BA02	grinding wheel holder	22	47	10
BA03	grinding wheel holder	22	80	10
BA04	grinding wheel holder	35	34	12
BA05	grinding wheel holder	35	39	12
BA06	grinding wheel holder	35	47	12
BA07	grinding wheel holder	35	80	12

DRILL POINT HOLDERS

Code	Description	D	L	M
BB17	drill point holder 1/2" gas	45	45	1/2"
BB62	drill point holder M30	45	45	M30



COLLET CHUCKS



Code	Description	D	L	ER
BE01	collet chuck	50	50	ER32
BE02	collet chuck	63	50	ER40



FLANGE WHEEL HOLDERS



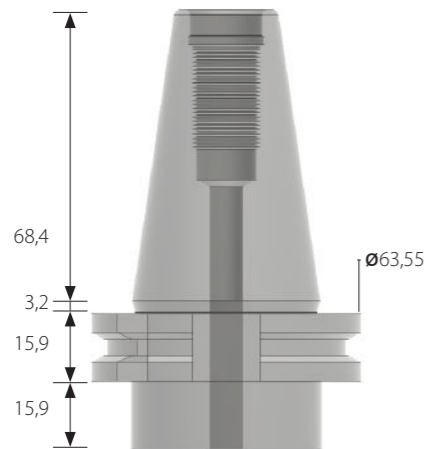
Code	Description	D	L	L2	N fori
BA51	flange wheel holder	50	35	5	6/M6/TK63
BA52	flange wheel holder	50	75	5	6/M6/TK63



"COBALM"

Check out page 115 for the complete manufacturing international standards.

SK40 "COBALM"



Connection code
4AB

Compatible pull studs
AAF89



• MANUFACTURING MATERIAL



• OPTIONAL FINISHES*



* By choosing optional material, the specific hardness may vary.

EASY FIT



Code	Description	D	L	L3
BC00	EASY FIT	35	34	7
BC01	EASY FIT	35	39	7
BC02	EASY FIT	35	47	7



Locking kit included, complete with special male and female washers.



GRINDING WHEEL HOLDERS



Code	Description	D	L	M
BA00	grinding wheel holder	22	34	10
BA01	grinding wheel holder	22	39	10
BA02	grinding wheel holder	22	47	10
BA03	grinding wheel holder	22	80	10
BA04	grinding wheel holder	35	34	12
BA05	grinding wheel holder	35	39	12
BA06	grinding wheel holder	35	47	12
BA07	grinding wheel holder	35	80	12

DRILL POINT HOLDERS

Code	Description	D	L	M
BB11	drill point holder 1/2" gas	50	50	1/2"
BB58	drill point holder M30	50	50	M30



COLLET CHUCKS



Code	Description	D	L	ER
BE01	collet chuck	50	50	ER32
BE02	collet chuck	63	50	ER40



FLANGE WHEEL HOLDERS



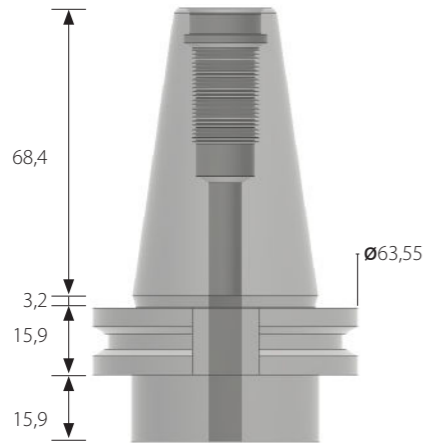
Code	Description	D	L	L2	N fori
BA51	flange wheel holder	50	35	5	6/M6/TK63
BA52	flange wheel holder	50	75	5	6/M6/TK63



"CONSTRUAL"

Check out page 115 for the complete manufacturing international standards.

SK40 "CONSTRUAL"



Connection code
4AU

Compatible pull studs
AAF49




• MANUFACTURING MATERIAL



ENDURANCE
Cod. Z2

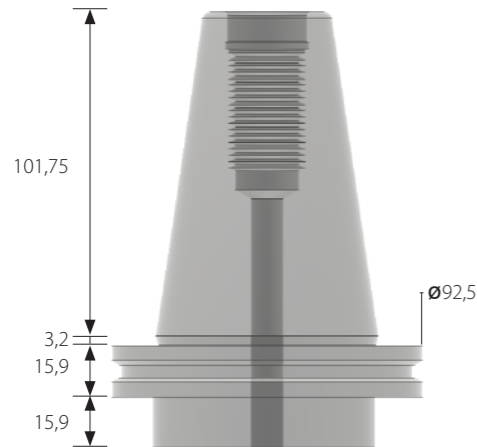
• OPTIONAL FINISHES*



DARKSIDE
Cod. Z1

* By choosing optional material, the specific hardness may vary.

SK50 "CONSTRUAL"



Connection code
4BU

Compatible pull studs
AAF51




• MANUFACTURING MATERIAL



ENDURANCE
Cod. Z2

• OPTIONAL FINISHES*



DARKSIDE
Cod. Z1

* By choosing optional material, the specific hardness may vary.

EASY FIT



Code	Description	D	L	L2
BC00	EASY FIT	35	34	7
BC01	EASY FIT	35	39	7
BC02	EASY FIT	35	47	7



Locking kit included, complete with special male and female washers.

GRINDING WHEEL HOLDERS





Code	Description	D	L	M
BA00	grinding wheel holder	22	34	10
BA01	grinding wheel holder	22	39	10
BA02	grinding wheel holder	22	47	10
BA03	grinding wheel holder	22	80	10
BA04	grinding wheel holder	35	34	12
BA05	grinding wheel holder	35	39	12
BA06	grinding wheel holder	35	47	12
BA07	grinding wheel holder	35	80	12

DRILL POINT HOLDERS 4AU

Code	Description	D	L	M
BB11	drill point holder 1/2" gas	50	50	1/2"
BB58	drill point holder M30	50	50	M30

DRILL POINT HOLDERS 4BU


Code	Description	D	L	M
BB05	drill point holder 1/2" gas	40	50	1/2"
BB54	drill point holder M30	40	50	M30



COLLET CHUCKS




Code	Description	D	L	ER
BE01	collet chuck	50	50	ER32
BE02	collet chuck	63	50	ER40



FLANGE WHEEL HOLDERS



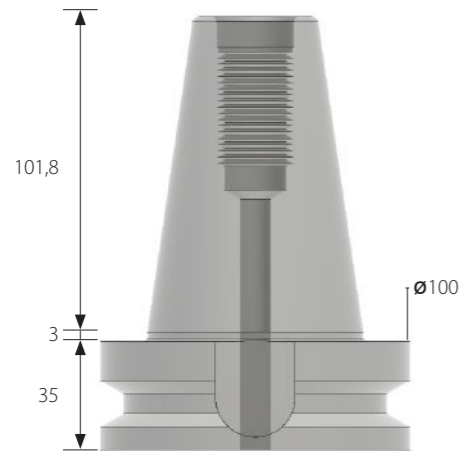
Code	Description	D	L	L2	N fori
BA51	flange wheel holder	50	35	5	6/M6/TK63
BA52	flange wheel holder	50	75	5	6/M6/TK63



"D2"

Check out page 115 for the complete manufacturing international standards.

BT50 "D2"



Connection code
4AX


Compatible pull studs
AAF92



• MANUFACTURING MATERIAL



• OPTIONAL FINISHES*




* By choosing optional material, the specific hardness may vary.

EASY FIT



Code	Description	D	L	L3
BC00	EASY FIT	35	34	7
BC01	EASY FIT	35	39	7
BC02	EASY FIT	35	47	7




Locking kit included, complete with special male and female washers.

GRINDING WHEEL HOLDERS




Code	Description	D	L	M
BA00	grinding wheel holder	22	34	10
BA01	grinding wheel holder	22	39	10
BA02	grinding wheel holder	22	47	10
BA03	grinding wheel holder	22	80	10
BA04	grinding wheel holder	35	34	12
BA05	grinding wheel holder	35	39	12
BA06	grinding wheel holder	35	47	12
BA07	grinding wheel holder	35	80	12



DRILL POINT HOLDERS

Code	Description	D	L	M
BB18	drill point holder 1/2" gas	45	50	1/2"
BB61	drill point holder M30	45	50	M30



COLLET CHUCKS



Code	Description	D	L	ER
BE01	collet chuck	50	50	ER32
BE02	collet chuck	63	50	ER40



FLANGE WHEEL HOLDERS



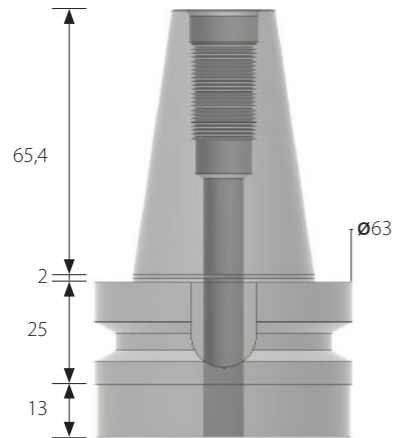
Code	Description	D	L	L2	N fori
BA51	flange wheel holder	50	35	5	6/M6/TK63
BA52	flange wheel holder	50	75	5	6/M6/TK63



"DENVER"

Check out page 115 for the complete manufacturing international standards.

BT40 "DENVER"



Connection code
4BC

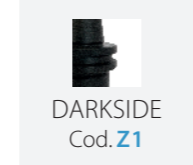
Compatible pull studs
AAF89



• **MANUFACTURING MATERIAL**

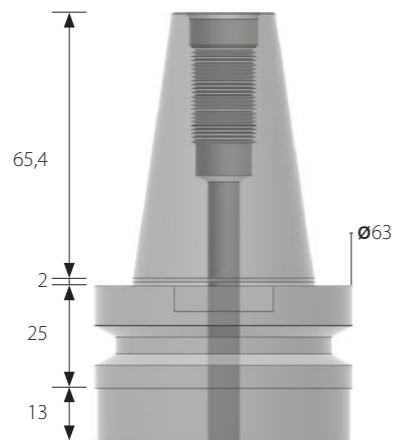


• **OPTIONAL FINISHES***



* By choosing optional material, the specific hardness may vary.

BT40 "DENVER NT"



Connection code
4BD

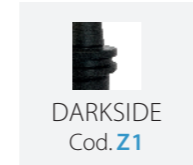
Compatible pull studs
AAF89



• **MANUFACTURING MATERIAL**



• **OPTIONAL FINISHES***



* By choosing optional material, the specific hardness may vary.

EASY FIT



Code	Description	D	L	L3
BC00	EASY FIT	35	34	7
BC01	EASY FIT	35	39	7
BC02	EASY FIT	35	47	7



Locking kit included, complete with special male and female washers.





GRINDING WHEEL HOLDERS



Code	Description	D	L	M
BA00	grinding wheel holder	22	34	10
BA01	grinding wheel holder	22	39	10
BA02	grinding wheel holder	22	47	10
BA03	grinding wheel holder	22	80	10
BA04	grinding wheel holder	35	34	10
BA05	grinding wheel holder	35	39	10
BA06	grinding wheel holder	35	47	10
BA07	grinding wheel holder	35	80	10

DRILL POINT HOLDERS


Code	Description	D	L	M
BB31	drill point holder 1/2" gas	62	13	1/2"
BB66	drill point holder M30	62	13	M30



COLLET CHUCKS



Code	Description	D	L	ER
BE01	collet chuck	50	50	ER32
BE02	collet chuck	63	50	ER40




FLANGE WHEEL HOLDERS



Code	Description	D	L	L2	N fori
BA50	flange wheel holder	50	28	5,8	6/M6/TK63
BA51	flange wheel holder	50	35	5,8	6/M6/TK63
BA52	flange wheel holder	50	75	5,8	6/M6/TK63

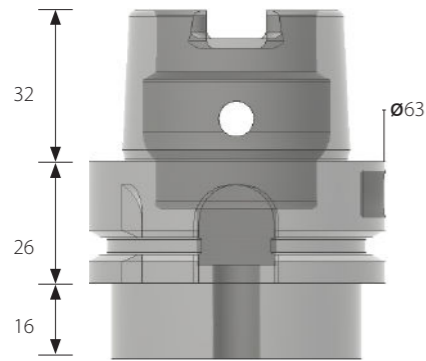
* BA50 viene fornito solo con l'attacco 4BC



"DENVER"

Check out page 115 for the complete manufacturing international standards.

HSK63A "DENVER"



Connection code
3AC

Compatible pull studs
AAG13



• MANUFACTURING MATERIAL



• OPTIONAL FINISHES*



* By choosing optional material, the specific hardness may vary.

EASY FIT



Code	Description	D	L	L3
BC00	EASY FIT	35	34	7
BC01	EASY FIT	35	39	7
BC02	EASY FIT	35	47	7



Locking kit included, complete with special male and female washers.





GRINDING WHEEL HOLDERS



Code	Description	D	L	M
BA00	grinding wheel holder	22	34	10
BA01	grinding wheel holder	22	39	10
BA02	grinding wheel holder	22	47	10
BA03	grinding wheel holder	22	80	10
BA04	grinding wheel holder	35	34	12
BA05	grinding wheel holder	35	39	12
BA06	grinding wheel holder	35	47	12
BA07	grinding wheel holder	35	80	12

DRILL POINT HOLDERS

Code	Description	D	L	M
BB11	drill point holder 1/2" gas	50	50	1/2"
BB58	drill point holder M30	50	50	M30



COLLET CHUCKS



Code	Description	D	L	ER
BE01	collet chuck	50	50	ER32
BE02	collet chuck	63	50	ER40



FLANGE WHEEL HOLDERS



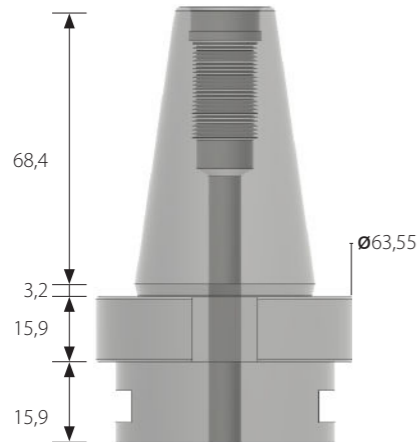
Code	Description	D	L	L2	N fori
BA51	flange wheel holder	50	35	5	6/M6/TK63
BA52	flange wheel holder	50	75	5	6/M6/TK63



"DONATONI"

Check out page 115 for the complete manufacturing international standards.

SK40 "DONATONI"



Connection code
4CV

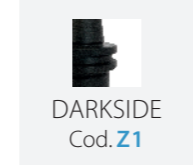
Compatible pull studs
AAF49



• MANUFACTURING MATERIAL

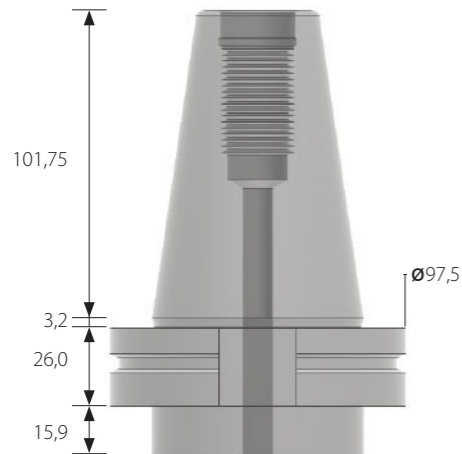


• OPTIONAL FINISHES*



* By choosing optional material, the specific hardness may vary.

SK50 "DONATONI"



Connection code
4CW

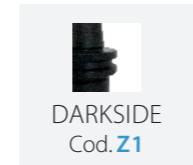
Compatible pull studs
AAF51



• MANUFACTURING MATERIAL



• OPTIONAL FINISHES*



* By choosing optional material, the specific hardness may vary.

EASY FIT



Code	Description	D	L	L2
BC00	EASY FIT	35	34	7
BC01	EASY FIT	35	39	7
BC02	EASY FIT	35	47	7



Locking kit included, complete with special male and female washers.

GRINDING WHEEL HOLDERS





Code	Description	D	L	M
BA00	grinding wheel holder	22	34	10
BA01	grinding wheel holder	22	39	10
BA02	grinding wheel holder	22	47	10
BA03	grinding wheel holder	22	80	10
BA04	grinding wheel holder	35	34	12
BA05	grinding wheel holder	35	39	12
BA06	grinding wheel holder	35	47	12
BA07	grinding wheel holder	35	80	12

DRILL POINT HOLDERS 4CV

Code	Description	D	L	M
BB11	drill point holder 1/2" gas	50	50	1/2"
BB58	drill point holder M30	50	50	M30

DRILL POINT HOLDERS 4CW


Code	Description	D	L	M
BB20	drill point holder 1/2" gas	45	100	1/2"
BB26	drill point holder 1/2" gas	45	200	1/2"
BB65	drill point holder M30	45	100	M30



COLLET CHUCKS




Code	Description	D	L	ER
BE01	collet chuck	50	50	ER32
BE02	collet chuck	63	50	ER40



FLANGE WHEEL HOLDERS



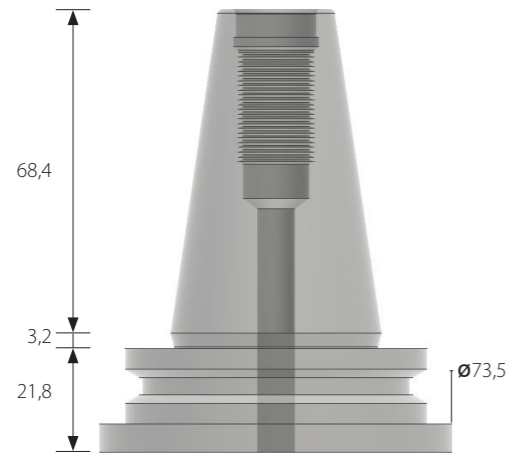
Code	Description	D	L	L2	N fori
BA51	flange wheel holder	50	35	5	6/M6/TK63
BA52	flange wheel holder	50	75	5	6/M6/TK63



"FARNESE"

Check out page 115 for the complete manufacturing international standards.

SK40 "FARNESE"



Connection code
4CN


Compatible pull studs
AAG04



• MANUFACTURING MATERIAL



• OPTIONAL FINISHES*




* By choosing optional material, the specific hardness may vary.

EASY FIT



Code	Description	D	L	L3
BC00	EASY FIT	35	34	7
BC01	EASY FIT	35	39	7
BC02	EASY FIT	35	47	7



Locking kit included, complete with special male and female washers.



GRINDING WHEEL HOLDERS



Code	Description	D	L	M
BA00	grinding wheel holder	22	34	10
BA01	grinding wheel holder	22	39	10
BA02	grinding wheel holder	22	47	10
BA03	grinding wheel holder	22	80	10
BA04	grinding wheel holder	35	34	10
BA05	grinding wheel holder	35	39	10
BA06	grinding wheel holder	35	47	10
BA07	grinding wheel holder	35	80	10

DRILL POINT HOLDERS

Code	Description	D	L	M
BB30	drill point holder 1/2" gas	0	0	1/2"
BB80	drill point holder M30	0	0	M30



COLLET CHUCKS




Code	Description	D	L	ER
BE01	collet chuck	50	50	ER32
BE02	collet chuck	63	50	ER40

FLANGE WHEEL HOLDERS



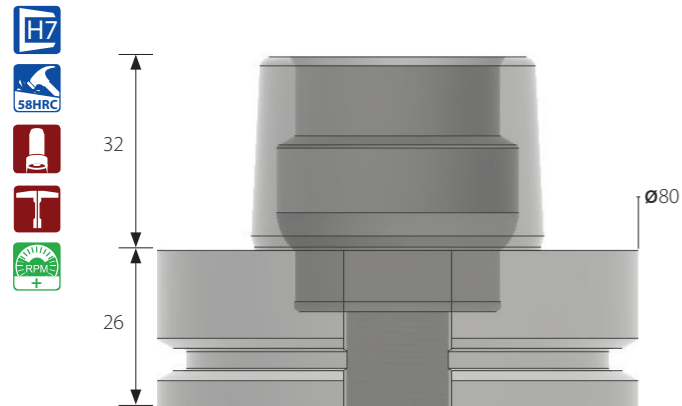
Code	Description	D	L	L2	N
BA51	flange wheel holder	50	5	5	6/M6/TK63
BA52	flange wheel holder	50	75	5	6/M6/TK63



"FOREL"

Check out page 115 for the complete manufacturing international standards.

HSK80 "FOREL"



Connection code
3AI

Adduttore compatibile
AAG13



• MANUFACTURING MATERIAL

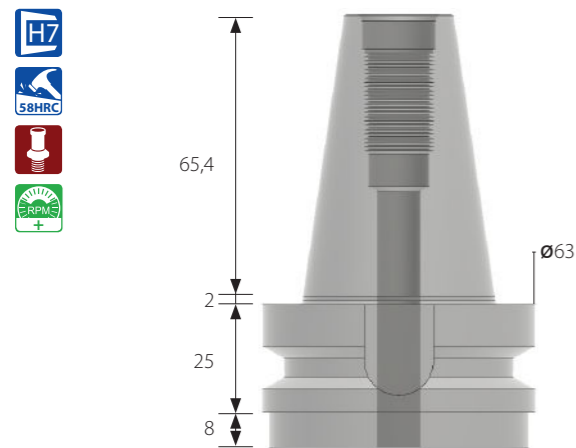


• OPTIONAL FINISHES*



* By choosing optional material, the specific hardness may vary.

BT40 "FOREL"



Connection code
4AH

Compatible pull studs
AAF89



• MANUFACTURING MATERIAL



• OPTIONAL FINISHES*



* By choosing optional material, the specific hardness may vary.

EASY FIT



Code	Description	D	L	L3
BC00	EASY FIT	35	34	7
BC01	EASY FIT	35	39	7
BC02	EASY FIT	35	47	7



Locking kit included, complete with special male and female washers.



GRINDING WHEEL HOLDERS





Code	Description	D	L	M
BA08	grinding wheel holder right hand	35	95	35
BA10	grinding wheel holder left hand	35	95	35

DRILL POINT HOLDERS 3AI

Code	Description	D	L	M
BB11	drill point holder 1/2" gas	50	50	1/2"
BB58	drill point holder M30	50	50	M30

DRILL POINT HOLDERS 4AH


Code	Description	D	L	M
BB05	drill point holder 1/2" gas	40	50	1/2"
BB54	drill point holder M30	40	50	M30



COLLET CHUCKS




Code	Description	D	L	ER
BE01	collet chuck	50	50	ER32
BE02	collet chuck	63	50	ER40



FLANGE WHEEL HOLDERS



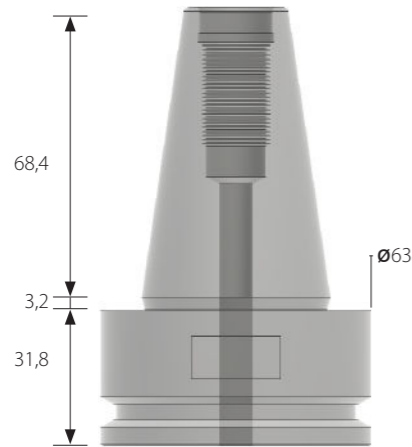
Code	Description	D	L	L2	N fori
BA51	flange wheel holder	50	35	5	6/M6/TK63
BA52	flange wheel holder	50	75	5	6/M6/TK63



"FORVET"

Check out page 115 for the complete manufacturing international standards.

SK40 "FORVET"



Connection code
4BX


Compatible pull studs
AAF49



• MANUFACTURING MATERIAL



• OPTIONAL FINISHES*



* By choosing optional material, the specific hardness may vary.

EASY FIT



Code	Description	D	L	L3
BC00	EASY FIT	35	34	7
BC01	EASY FIT	35	39	7
BC02	EASY FIT	35	47	7



Locking kit included, complete with special male and female washers.



GRINDING WHEEL HOLDERS



Code	Description	D	L	M
BA00	grinding wheel holder	22	34	10
BA01	grinding wheel holder	22	39	10
BA02	grinding wheel holder	22	47	10
BA03	grinding wheel holder	22	80	10
BA04	grinding wheel holder	35	34	12
BA05	grinding wheel holder	35	39	12
BA06	grinding wheel holder	35	47	12
BA07	grinding wheel holder	35	80	12v

DRILL POINT HOLDERS

Code	Description	D	L	M
BB30	drill point holder 1/2" gas	0	0	1/2"
BB80	drill point holder M30	0	0	M30



COLLET CHUCKS



Code	Description	D	L	ER
BE00	collet chuck	42	50	ER25
BE01	collet chuck	50	50	ER32

FLANGE WHEEL HOLDERS



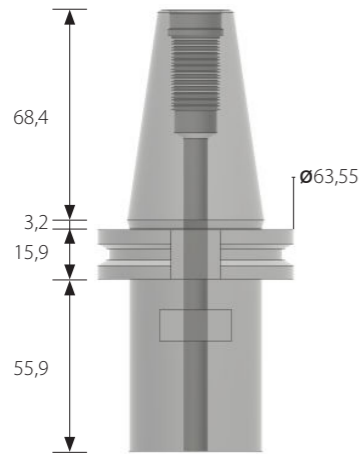
Code	Description	D	L	L2	N fori
BA51	flange wheel holder	50	35	5	6/M6/TK63
BA52	flange wheel holder	50	75	5	6/M6/TK63



"GADIA"

Check out page 115 for the complete manufacturing international standards.

SK40 "GADIA"



Connection code
4CM


Compatible pull studs
AAF49



• MANUFACTURING MATERIAL



• OPTIONAL FINISHES*



* By choosing optional material, the specific hardness may vary.

EASY FIT



Code	Description	D	L	L3
BC00	EASY FIT	35	34	7
BC01	EASY FIT	35	39	7
BC02	EASY FIT	35	47	7



Locking kit included, complete with special male and female washers.



GRINDING WHEEL HOLDERS



Code	Description	D	L	M
BA00	grinding wheel holder	22	34	10
BA01	grinding wheel holder	22	39	10
BA02	grinding wheel holder	22	47	10
BA03	grinding wheel holder	22	80	10
BA04	grinding wheel holder	35	34	12
BA05	grinding wheel holder	35	39	12
BA06	grinding wheel holder	35	47	12
BA07	grinding wheel holder	35	80	12

DRILL POINT HOLDERS


Code	Description	D	L	M
BB33	drill point holder 1/2" gas	45	55,90	1/2"
BB86	drill point holder M30	45	55,90	M30



COLLET CHUCKS



Code	Description	D	L	ER
BE01	collet chuck	50	50	ER32
BE02	collet chuck	63	50	ER40



FLANGE WHEEL HOLDERS



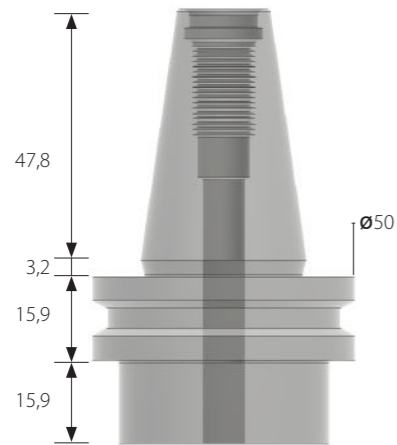
Code	Description	D	L	L2	N fori
BA51	flange wheel holder	50	35	5	6/M6/TK63
BA52	flange wheel holder	50	75	5	6/M6/TK63



"GHINES"

Check out page 115 for the complete manufacturing international standards.

SK30 "GHINES"



Connection code
4BW


Compatible pull studs
AAG02



• MANUFACTURING MATERIAL



• OPTIONAL FINISHES*



* By choosing optional material, the specific hardness may vary.

EASY FIT



Code	Description	D	L	L3
BC00	EASY FIT	35	34	7
BC01	EASY FIT	35	39	7
BC02	EASY FIT	35	47	7



Locking kit included, complete with special male and female washers.



GRINDING WHEEL HOLDERS



Code	Description	D	L	M
BA00	grinding wheel holder	22	34	10
BA01	grinding wheel holder	22	39	10
BA02	grinding wheel holder	22	47	10
BA03	grinding wheel holder	22	80	10
BA04	grinding wheel holder	35	34	12
BA05	grinding wheel holder	35	39	12
BA06	grinding wheel holder	35	47	12
BA07	grinding wheel holder	35	80	12

DRILL POINT HOLDERS

Code	Description	D	L	M
BB01	drill point holder 1/2" gas	40	40	1/2"
BB52	drill point holder M30	40	40	M30



COLLET CHUCKS



Code	Description	D	L	ER
BE01	collet chuck	42	50	ER32
BE02	collet chuck	50	50	ER40



FLANGE WHEEL HOLDERS



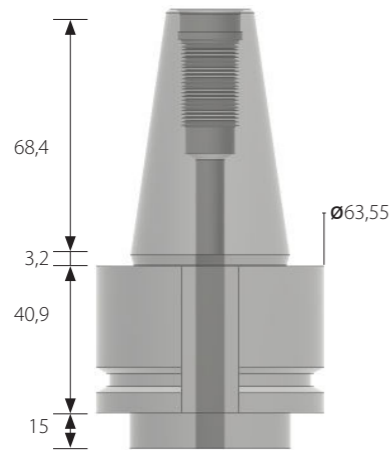
Code	Description	D	L	L2	N fori
BA51	flange wheel holder	50	35	5	6/M6/TK63
BA52	flange wheel holder	50	75	5	6/M6/TK63



"GMM"

Check out page 115 for the complete manufacturing international standards.

SK40 "GMM"



Connection code
4BY

Compatible pull studs
AAF49




• MANUFACTURING MATERIAL



ENDURANCE
Cod. Z2

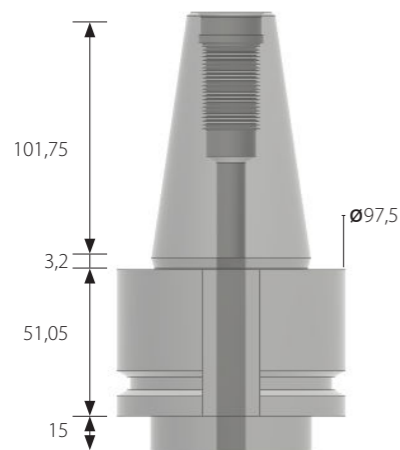
• OPTIONAL FINISHES*



DARKSIDE
Cod. Z1

* By choosing optional material, the specific hardness may vary.

SK50 "GMM"



Connection code
4BZ

Compatible pull studs
AAF51

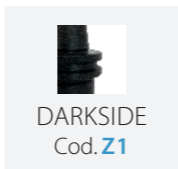


• MANUFACTURING MATERIAL



ENDURANCE
Cod. Z2

• OPTIONAL FINISHES*



DARKSIDE
Cod. Z1

* By choosing optional material, the specific hardness may vary.

EASY FIT



Code	Description	D	L	L3
BC00	EASY FIT	35	34	7
BC01	EASY FIT	35	39	7
BC02	EASY FIT	35	47	7



Locking kit included, complete with special male and female washers.

GRINDING WHEEL HOLDERS






Code	Description	D	L	M
BA00	grinding wheel holder	22	34	10
BA01	grinding wheel holder	22	39	10
BA02	grinding wheel holder	22	47	10
BA03	grinding wheel holder	22	80	10
BA04	grinding wheel holder	35	34	12
BA05	grinding wheel holder	35	39	12
BA06	grinding wheel holder	35	47	12
BA07	grinding wheel holder	35	80	12

DRILL POINT HOLDERS 4BY

Code	Description	D	L	M
BB34	drill point holder 1/2" gas	50	30	1/2"
BB58	drill point holder M30	50	50	M30

DRILL POINT HOLDERS 4BZ



Code	Description	D	L	M
BB34	drill point holder 1/2" gas	50	30	1/2"
BB87	drill point holder M30	50	30	M30



COLLET CHUCKS



Code	Description	D	L	ER
BE01	collet chuck	50	50	ER32
BE02	collet chuck	63	50	ER40



FLANGE WHEEL HOLDERS



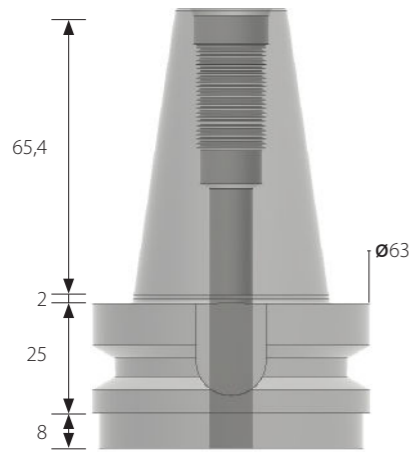
Code	Description	D	L	L2	N fori
BA51	flange wheel holder	50	35	5	6/M6/TK63
BA52	flange wheel holder	50	75	5	6/M6/TK63



"HELIOS"

Check out page 115 for the complete manufacturing international standards.

BT40 "HELIOS"



Connection code
4AH

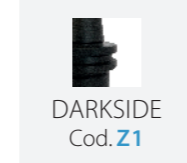
Compatible pull studs
AAG06



• MANUFACTURING MATERIAL



• OPTIONAL FINISHES*



* By choosing optional material, the specific hardness may vary.

EASY FIT



Code	Description	D	L	L3
BC00	EASY FIT	35	34	7
BC01	EASY FIT	35	39	7
BC02	EASY FIT	35	47	7



Locking kit included, complete with special male and female washers.



GRINDING WHEEL HOLDERS



Code	Description	D	L	M
BA00	grinding wheel holder	22	34	10
BA01	grinding wheel holder	22	39	10
BA02	grinding wheel holder	22	47	10
BA03	grinding wheel holder	22	80	10
BA04	grinding wheel holder	35	34	12
BA05	grinding wheel holder	35	39	12
BA06	grinding wheel holder	35	47	12
BA07	grinding wheel holder	35	80	12

DRILL POINT HOLDERS

Code	Description	D	L	M
BB17	drill point holder 1/2" gas	45	45	1/2"
BB62	drill point holder M30	45	45	M30



COLLET CHUCKS



Code	Description	D	L	ER
BE01	collet chuck	50	50	ER32
BE02	collet chuck	63	50	ER40



FLANGE WHEEL HOLDERS



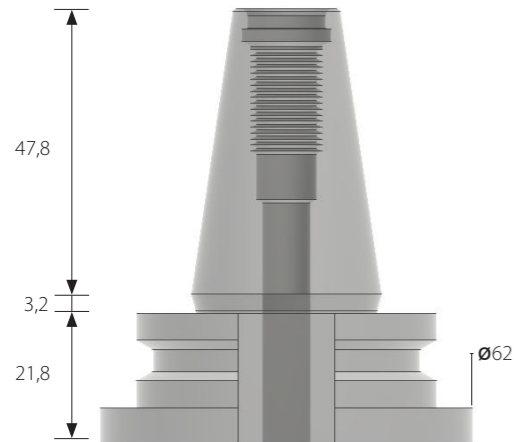
Code	Description	D	L	L2	N fori
BA51	flange wheel holder	50	35	5	6/M6/TK63
BA52	flange wheel holder	50	75	5	6/M6/TK63



"INTERMAC"

Check out page 115 for the complete manufacturing international standards.

SK30 "INTERMAC"



Connection code
4AQ

Compatible pull studs
AAG02



• MANUFACTURING MATERIAL

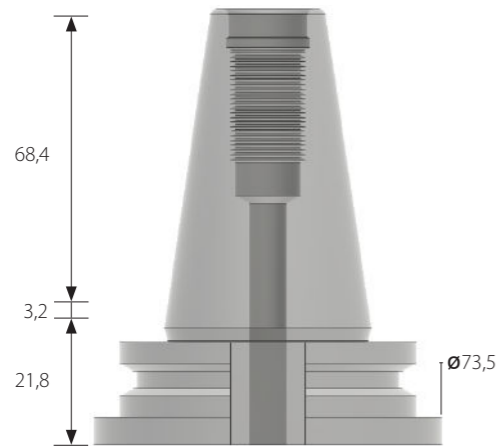


• OPTIONAL FINISHES*



* By choosing optional material, the specific hardness may vary.

SK40 "INTERMAC"



Connection code
4AR

Compatible pull studs
AAG04



• MANUFACTURING MATERIAL



• OPTIONAL FINISHES*



* By choosing optional material, the specific hardness may vary.

EASY FIT



Code	Description	D	L	L3
BC00	EASY FIT	35	34	7
BC01	EASY FIT	35	39	7
BC02	EASY FIT	35	47	7



Locking kit included, complete with special male and female washers.



GRINDING WHEEL HOLDERS



Code	Description	D	L	M
BA00	grinding wheel holder	22	34	10
BA01	grinding wheel holder	22	39	10
BA02	grinding wheel holder	22	47	10
BA03	grinding wheel holder	22	80	10
BA04	grinding wheel holder	35	34	10
BA05	grinding wheel holder	35	39	10
BA06	grinding wheel holder	35	47	10
BA07	grinding wheel holder	35	80	10

DRILL POINT HOLDERS


Code	Description	D	L	M
BB30	drill point holder 1/2" gas	0	0	1/2"
BB80	drill point holder M30	0	0	M30



COLLET CHUCKS




Code	Description	D	L	ER
BE00	collet chuck	42	50	ER25
BE01	collet chuck	50	50	ER32
BE02	collet chuck	63	50	ER40



FLANGE WHEEL HOLDERS



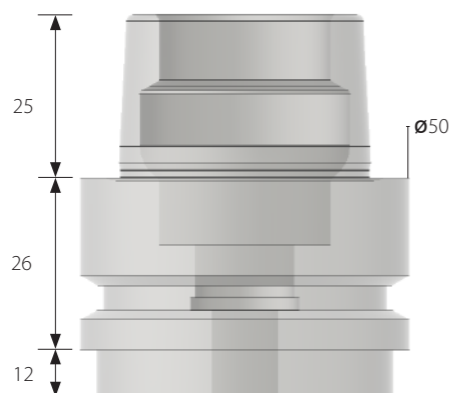
Code	Description	D	L	L2	N fori
BA51	flange wheel holder	50	5	5	6/M6/TK63
BA52	flange wheel holder	50	75	5	6/M6/TK63



"LISEC"

Check out page 115 for the complete manufacturing international standards.

HSK50E "LISEC"



Connection code
3AB

Adduttore compatibile
AAG12



• MANUFACTURING MATERIAL



• OPTIONAL FINISHES*



* By choosing optional material, the specific hardness may vary.

EASY FIT



Code	Description	D	L	L3
BC00	EASY FIT	35	34	7
BC01	EASY FIT	35	39	7
BC02	EASY FIT	35	47	7




Locking kit included, complete with special male and female washers.

GRINDING WHEEL HOLDERS




Code	Description	D	L	M
BA00	grinding wheel holder	22	34	10
BA01	grinding wheel holder	22	39	10
BA02	grinding wheel holder	22	47	10
BA03	grinding wheel holder	22	80	10
BA04	grinding wheel holder	35	34	12
BA05	grinding wheel holder	35	39	12
BA06	grinding wheel holder	35	47	12
BA07	grinding wheel holder	35	80	12



DRILL POINT HOLDERS

Code	Description	D	L	M
BB01	drill point holder 1/2" gas	40	40	1/2"
BB52	drill point holder M30	40	40	M30



COLLET CHUCKS



Code	Description	D	L	ER
BE00	collet chuck	42	50	ER25
BE01	collet chuck	50	50	ER32



FLANGE WHEEL HOLDERS



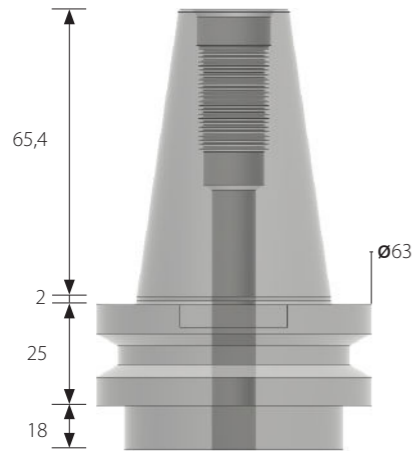
Code	Description	D	L	L2	N fori
BA51	flange wheel holder	50	35	5	6/M6/TK63
BA52	flange wheel holder	50	75	5	6/M6/TK63



"LOVATI"

Check out page 115 for the complete manufacturing international standards.

BT40 "LOVATI"



Connection code
4CL


Compatible pull studs
AAG08



• MANUFACTURING MATERIAL



• OPTIONAL FINISHES*



* By choosing optional material, the specific hardness may vary.

EASY FIT



Code	Description	D	L	L3
BC00	EASY FIT	35	34	7
BC01	EASY FIT	35	39	7
BC02	EASY FIT	35	47	7




Locking kit included, complete with special male and female washers.

GRINDING WHEEL HOLDERS




Code	Description	D	L	M
BA00	grinding wheel holder	22	34	10
BA01	grinding wheel holder	22	39	10
BA02	grinding wheel holder	22	47	10
BA03	grinding wheel holder	22	80	10
BA04	grinding wheel holder	35	34	12
BA05	grinding wheel holder	35	39	12
BA06	grinding wheel holder	35	47	12
BA07	grinding wheel holder	35	80	12



DRILL POINT HOLDERS

Code	Description	Dv	L	M
BB36	drill point holder 1/2" gas	45	26	1/2"
BB67	drill point holder M30	45	26	M30



COLLET CHUCKS



Code	Description	D	L	ER
BE01	collet chuck	50	50	ER32
BE02	collet chuck	63	50	ER40



FLANGE WHEEL HOLDERS



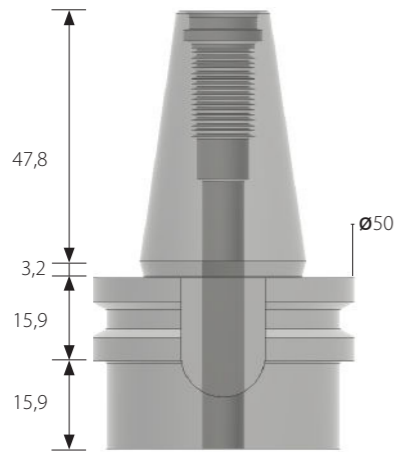
Code	Description	D	L	L2	N fori
BA51	flange wheel holder	50	35	5	6/M6/TK63
BA52	flange wheel holder	50	75	5	6/M6/TK63



"NEPTUN"

Check out page 115 for the complete manufacturing international standards.

SK30 "NEPTUN"



Connection code
4BB

Compatible pull studs
AAG21



• MANUFACTURING MATERIAL

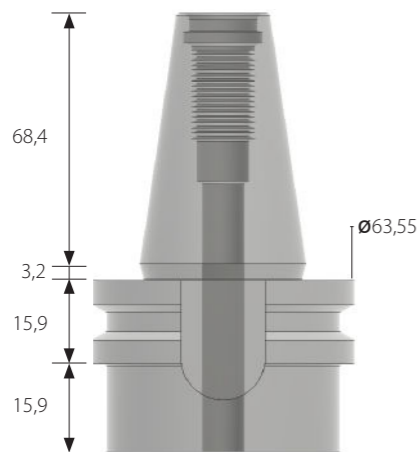


• OPTIONAL FINISHES*



* By choosing optional material, the specific hardness may vary.

SK40 "NEPTUN"



Connection code
4BN

Compatible pull studs
AAF49



• MANUFACTURING MATERIAL



• OPTIONAL FINISHES*



* By choosing optional material, the specific hardness may vary.

EASY FIT



Code	Description	D	L	L3
BC00	EASY FIT	35	34	7
BC01	EASY FIT	35	39	7
BC02	EASY FIT	35	47	7



Locking kit included, complete with special male and female washers.

GRINDING WHEEL HOLDERS





Code	Description	D	L	M
BA00	grinding wheel holder	22	34	10
BA01	grinding wheel holder	22	39	10
BA02	grinding wheel holder	22	47	10
BA03	grinding wheel holder	22	80	10
BA04	grinding wheel holder	35	34	12
BA05	grinding wheel holder	35	39	12
BA06	grinding wheel holder	35	47	12
BA07	grinding wheel holder	35	80	12

DRILL POINT HOLDERS 4BB

Code	Description	D	L	M
BB28	drill point holder 1/2" gas	37	55	1/2"
BB78	drill point holder M30	37	55	M30

DRILL POINT HOLDERS 4BN


Code	Description	D	L	M
BB11	drill point holder 1/2" gas	50	50	1/2"
BB58	drill point holder M30	50	50	M30



COLLET CHUCKS




Code	Description	D	L	ER
BE00	collet chuck	42	50	ER25
BE01	collet chuck	50	50	ER32
BE02	collet chuck	63	50	ER40



FLANGE WHEEL HOLDERS



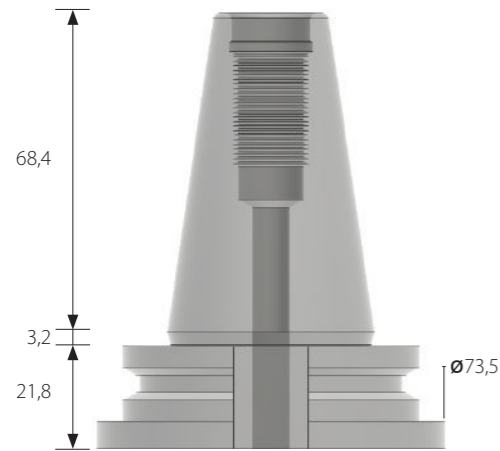
Code	Description	D	L	L2	N fori
BA51	flange wheel holder	50	35	5	6/M6/TK63
BA52	flange wheel holder	50	75	5	6/M6/TK63



"NORTHWOOD"

Check out page 115 for the complete manufacturing international standards.

SK40 GEN 1 "NORTHWOOD"



Connection code
4AR

Compatible pull studs
AAF35



• MANUFACTURING MATERIAL

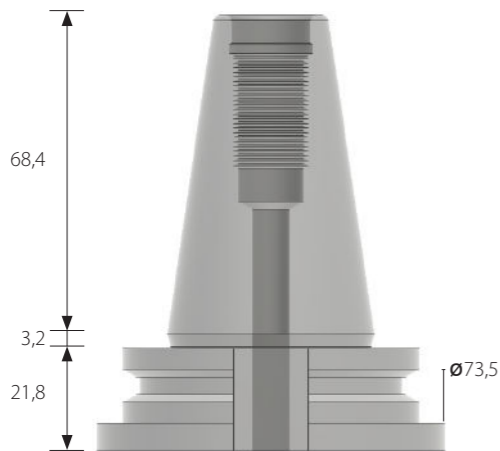


• OPTIONAL FINISHES*



* By choosing optional material, the specific hardness may vary.

SK40 GEN 2 "NORTHWOOD"



Connection code
4AR

Compatible pull studs
AAG04



• MANUFACTURING MATERIAL



• OPTIONAL FINISHES*



* By choosing optional material, the specific hardness may vary.

EASY FIT



Code	Description	D	L	L3
BC00	EASY FIT	35	34	7
BC01	EASY FIT	35	39	7
BC02	EASY FIT	35	47	7



Locking kit included, complete with special male and female washers.



GRINDING WHEEL HOLDERS



Code	Description	D	L	M
BA00	grinding wheel holder	22	34	10
BA01	grinding wheel holder	22	39	10
BA02	grinding wheel holder	22	47	10
BA03	grinding wheel holder	22	80	10
BA04	grinding wheel holder	35	34	10
BA05	grinding wheel holder	35	39	10
BA06	grinding wheel holder	35	47	10
BA07	grinding wheel holder	35	80	10

DRILL POINT HOLDERS


Code	Description	D	L	M
BB30	drill point holder 1/2" gas	0	0	1/2"
BB80	drill point holder M30	0	0	M30



COLLET CHUCKS




Code	Description	D	L	ER
BE01	collet chuck	50	50	ER32
BE02	collet chuck	63	50	ER40



FLANGE WHEEL HOLDERS



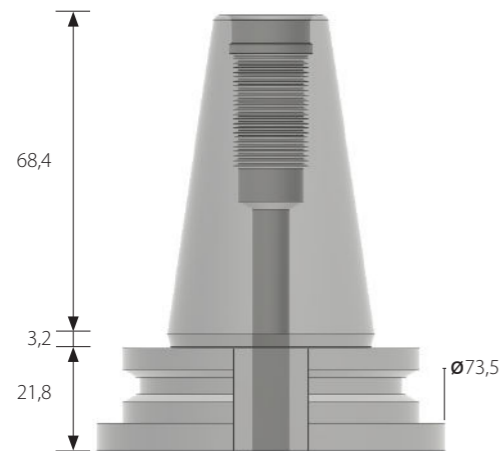
Code	Description	D	L	L2	N fori
BA51	flange wheel holder	50	5	5	6/M6/TK63
BA52	flange wheel holder	50	75	5	6/M6/TK63



"NORTHWOOD"

Check out page 115 for the complete manufacturing international standards.

SK40 GEN 3 "NORTHWOOD"



Connection code
4AR

Compatible pull studs
AAF49



• MANUFACTURING MATERIAL



• OPTIONAL FINISHES*



* By choosing optional material, the specific hardness may vary.

EASY FIT



Code	Description	D	L	L3
BC00	EASY FIT	35	34	7
BC01	EASY FIT	35	39	7
BC02	EASY FIT	35	47	7



Locking kit included, complete with special male and female washers.





GRINDING WHEEL HOLDERS



Code	Description	D	L	M
BA00	grinding wheel holder	22	34	10
BA01	grinding wheel holder	22	39	10
BA02	grinding wheel holder	22	47	10
BA03	grinding wheel holder	22	80	10
BA04	grinding wheel holder	35	34	10
BA05	grinding wheel holder	35	39	10
BA06	grinding wheel holder	35	47	10
BA07	grinding wheel holder	35	80	10

DRILL POINT HOLDERS

Code	Description	D	L	M
BB30	drill point holder 1/2" gas	0	0	1/2"
BB80	drill point holder M30	0	0	M30



COLLET CHUCKS



Code	Description	D	L	ER
BE01	collet chuck	50	50	ER32
BE02	collet chuck	63	50	ER40



FLANGE WHEEL HOLDERS



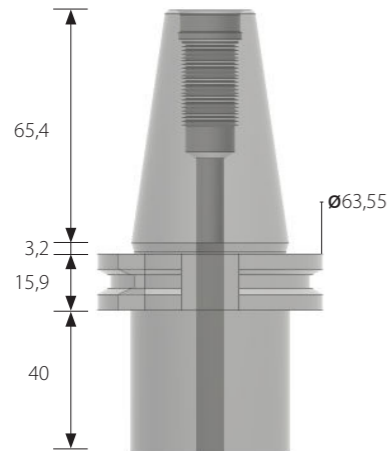
Code	Description	D	L	L2	N fori
BA51	flange wheel holder	50	35	5	6/M6/TK63
BA52	flange wheel holder	50	75	5	6/M6/TK63



"OMAG"

Check out page 115 for the complete manufacturing international standards.

SK40 "OMAG"



Connection code
4CH

Compatible pull studs
AAG08



• MANUFACTURING MATERIAL



ENDURANCE
Cod. Z2

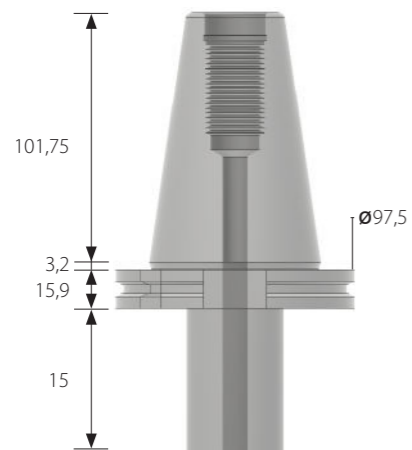
• OPTIONAL FINISHES*



DARKSIDE
Cod. Z1

* By choosing optional material, the specific hardness may vary.

SK50 "OMAG"



Connection code
4CI

Compatible pull studs
AAF51



• MANUFACTURING MATERIAL



ENDURANCE
Cod. Z2

• OPTIONAL FINISHES*



DARKSIDE
Cod. Z1

* By choosing optional material, the specific hardness may vary.

EASY FIT



Code	Description	D	L	L3
BC00	EASY FIT	35	34	7
BC01	EASY FIT	35	39	7
BC02	EASY FIT	35	47	7




Locking kit included, complete with special male and female washers.

GRINDING WHEEL HOLDERS



Code	Description	D	L	M
BA00	grinding wheel holder	22	34	10
BA01	grinding wheel holder	22	39	10
BA02	grinding wheel holder	22	47	10
BA03	grinding wheel holder	22	80	10
BA04	grinding wheel holder	35	34	12
BA05	grinding wheel holder	35	39	12
BA06	grinding wheel holder	35	47	12
BA07	grinding wheel holder	35	80	12

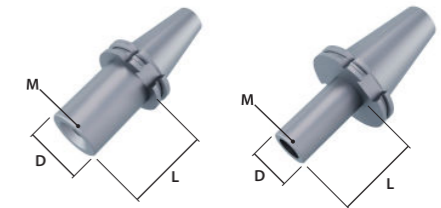


DRILL POINT HOLDERS 4CH

Code	Description	D	L	M
BB07	drill point holder 1/2" gas	40	20	1/2"
BB35	drill point holder 1/2" gas	40	100	1/2"
BB57	drill point holder M30	40	20	M30

DRILL POINT HOLDERS 4CI


Code	Description	D	L	M
BB06	drill point holder 1/2" gas	40	80	1/2"
BB04	drill point holder 1/2" gas	40	120	1/2"
BB08	drill point holder 1/2" gas	40	200	1/2"
BB51	drill point holder M30	40	80	M30



COLLET CHUCKS




Code	Description	D	L	ER
BE01	collet chuck	50	50	ER32
BE02	collet chuck	63	50	ER40



FLANGE WHEEL HOLDERS



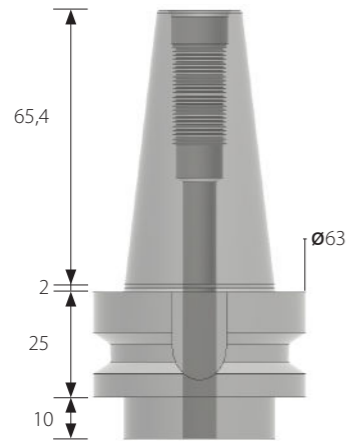
Code	Description	D	L	L2	N fori
BA51	flange wheel holder	50	35	5	6/M6/TK63
BA52	flange wheel holder	50	75	5	6/M6/TK63



"PARK INDUSTRIES"

Check out page 115 for the complete manufacturing international standards.

BT40 GEN 1 "PARK INDUSTRIES"



Connection code
4CP


Compatible pull studs
AAF89



• MANUFACTURING MATERIAL

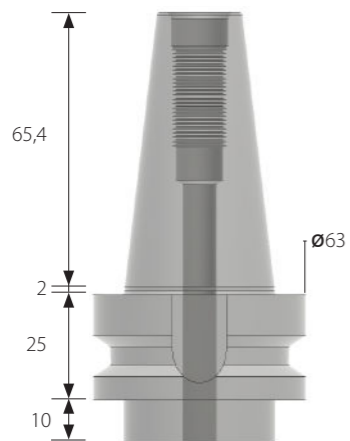


• OPTIONAL FINISHES*



* By choosing optional material, the specific hardness may vary.

BT40 GEN 2 "PARK INDUSTRIES"



Connection code
4CP


Compatible pull studs
AAF49



• MANUFACTURING MATERIAL



• OPTIONAL FINISHES*



* By choosing optional material, the specific hardness may vary.

EASY FIT



Code	Description	D	L	L3
BC00	EASY FIT	35	34	7
BC01	EASY FIT	35	39	7
BC02	EASY FIT	35	47	7




Locking kit included, complete with special male and female washers.

GRINDING WHEEL HOLDERS




Code	Description	D	L	M
BA00	grinding wheel holder	22	34	10
BA01	grinding wheel holder	22	39	10
BA02	grinding wheel holder	22	47	10
BA03	grinding wheel holder	22	80	10
BA04	grinding wheel holder	35	34	12
BA05	grinding wheel holder	35	39	12
BA06	grinding wheel holder	35	47	12
BA07	grinding wheel holder	35	80	12



DRILL POINT HOLDERS


Code	Description	D	L	M
BB02	drill point holder 1/2" gas	45	23	1/2"
BB69	drill point holder M30	45	23	M30



COLLET CHUCKS



Code	Description	D	L	ER
BE01	collet chuck	50	50	ER32
BE02	collet chuck	63	50	ER40



FLANGE WHEEL HOLDERS



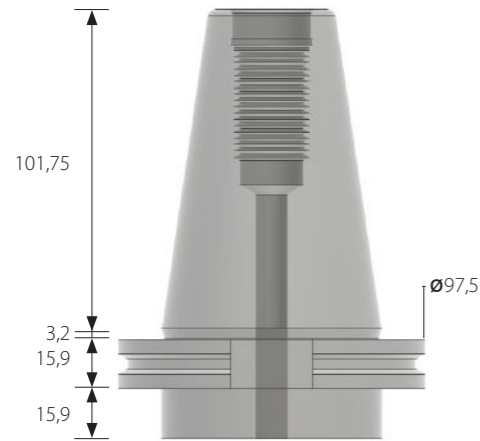
Code	Description	D	L	L2	N fori
BA51	flange wheel holder	50	35	5	6/M6/TK63
BA52	flange wheel holder	50	75	5	6/M6/TK63



"PARK INDUSTRIES"

Check out page 115 for the complete manufacturing international standards.

SK50 "PARK INDUSTRIES"



Connection code
4BR


Compatible pull studs
AAF51



• MANUFACTURING MATERIAL



• OPTIONAL FINISHES*



* By choosing optional material, the specific hardness may vary.

EASY FIT



Code	Description	D	L	L3
BC00	EASY FIT	35	34	7
BC01	EASY FIT	35	39	7
BC02	EASY FIT	35	47	7



Locking kit included, complete with special male and female washers.



GRINDING WHEEL HOLDERS



Code	Description	D	L	M
BA00	grinding wheel holder	22	34	10
BA01	grinding wheel holder	22	39	10
BA02	grinding wheel holder	22	47	10
BA03	grinding wheel holder	22	80	10
BA04	grinding wheel holder	35	34	12
BA05	grinding wheel holder	35	39	12
BA06	grinding wheel holder	35	47	12
BA07	grinding wheel holder	35	80	12

DRILL POINT HOLDERS

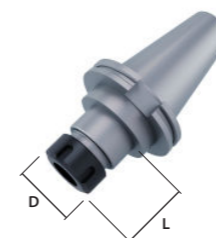
Code	Description	D	L	M
BB05	drill point holder 1/2" gas	40	50	1/2"
BB54	drill point holder M30	40	50	M30



COLLET CHUCKS



Code	Description	D	L	ER
BE01	collet chuck	50	50	ER32
BE02	collet chuck	63	50	ER40



FLANGE WHEEL HOLDERS



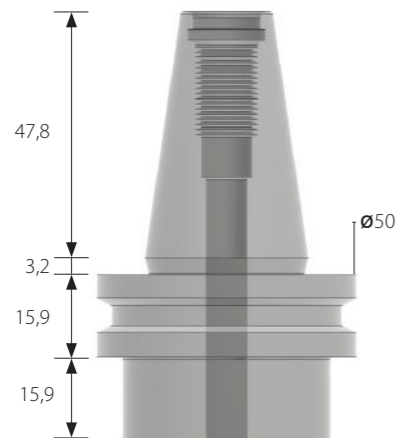
Code	Description	D	L	L2	N fori
BA51	flange wheel holder	50	35	5	6/M6/TK63
BA52	flange wheel holder	50	75	5	6/M6/TK63



"PAVONI"

Check out page 115 for the complete manufacturing international standards.

SK30 "PAVONI"



Connection code
4BW

Compatible pull studs
AAG02




• MANUFACTURING MATERIAL



ENDURANCE
Cod. Z2

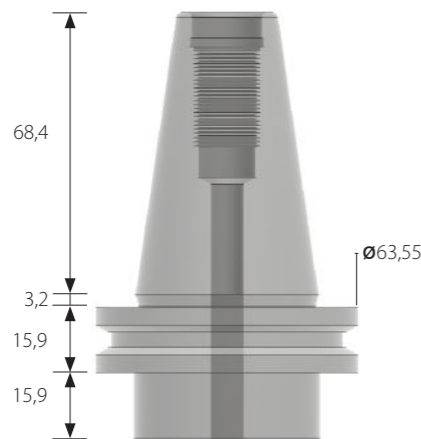
• OPTIONAL FINISHES*



DARKSIDE
Cod. Z1

* By choosing optional material, the specific hardness may vary.

SK40 "PAVONI"



Connection code
4CK

Compatible pull studs
AAF49




• MANUFACTURING MATERIAL



ENDURANCE
Cod. Z2

• OPTIONAL FINISHES*



DARKSIDE
Cod. Z1

* By choosing optional material, the specific hardness may vary.

EASY FIT



Code	Description	D	L	L2
BC00	EASY FIT	35	34	7
BC01	EASY FIT	35	39	7
BC02	EASY FIT	35	47	7



Locking kit included, complete with special male and female washers.

GRINDING WHEEL HOLDERS





Code	Description	D	L	M
BA00	grinding wheel holder	22	34	10
BA01	grinding wheel holder	22	39	10
BA02	grinding wheel holder	22	47	10
BA03	grinding wheel holder	22	80	10
BA04	grinding wheel holder	35	34	12
BA05	grinding wheel holder	35	39	12
BA06	grinding wheel holder	35	47	12
BA07	grinding wheel holder	35	80	12

DRILL POINT HOLDERS 4BW

Code	Description	D	L	M
BB01	drill point holder 1/2" gas	40	40	1/2"
BB52	drill point holder M30	40	40	M30

DRILL POINT HOLDERS 4CK

Code	Description	D	L	M
BB17	drill point holder 1/2" gas	45	45	1/2"
BB62	drill point holder M30	45	45	M30



COLLET CHUCKS





Code	Description	D	L	ER
BE00	collet chuck	42	50	ER25
BE01	collet chuck	50	50	ER32
BE02	collet chuck	63	50	ER40

FLANGE WHEEL HOLDERS



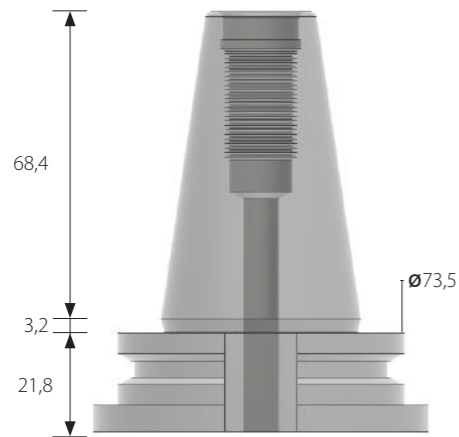
Code	Description	D	L	L2	N fori
BA51	flange wheel holder	50	35	5	6/M6/TK63
BA52	flange wheel holder	50	75	5	6/M6/TK63



"P CRUZ"

Check out page 115 for the complete manufacturing international standards.

SK40 "P CRUZ"



Connection code
4AR


Compatible pull studs
AAF49



• MANUFACTURING MATERIAL



• OPTIONAL FINISHES*



* By choosing optional material, the specific hardness may vary.

EASY FIT



Code	Description	D	L	L3
BC00	EASY FIT	35	34	7
BC01	EASY FIT	35	39	7
BC02	EASY FIT	35	47	7



Locking kit included, complete with special male and female washers.



GRINDING WHEEL HOLDERS



Code	Description	D	L	M
BA00	grinding wheel holder	22	34	10
BA01	grinding wheel holder	22	39	10
BA02	grinding wheel holder	22	47	10
BA03	grinding wheel holder	22	80	10
BA04	grinding wheel holder	35	34	10
BA05	grinding wheel holder	35	39	10
BA06	grinding wheel holder	35	47	10
BA07	grinding wheel holder	35	80	10

DRILL POINT HOLDERS


Code	Description	D	L	M
BB30	drill point holder 1/2" gas	0	0	1/2"
BB80	drill point holder M30	0	0	M30



COLLET CHUCKS



Code	Description	D	L	ER
BE01	collet chuck	50	50	ER32
BE02	collet chuck	63	50	ER40



FLANGE WHEEL HOLDERS



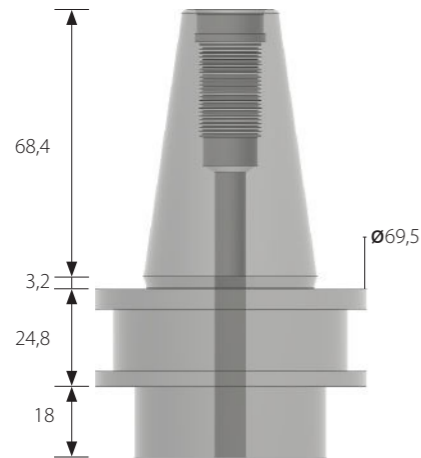
Code	Description	D	L	L2	N fori
BA51	flange wheel holder	50	35	5	6/M6/TK63
BA52	flange wheel holder	50	75	5	6/M6/TK63



"PRUSSIANI" NT / "AGUT"

Check out page 115 for the complete manufacturing international standards.

SK40 "PRUSSIANI" NT / "AGUT"



Connection code
4BE

Compatible pull studs
AAF49



• MANUFACTURING MATERIAL



• OPTIONAL FINISHES*



* By choosing optional material, the specific hardness may vary.

EASY FIT



Code	Description	D	L	L3
BC00	EASY FIT	35	34	7
BC01	EASY FIT	35	39	7
BC02	EASY FIT	35	47	7




Locking kit included, complete with special male and female washers.

GRINDING WHEEL HOLDERS




Code	Description	D	L	M
BA00	grinding wheel holder	22	34	10
BA01	grinding wheel holder	22	39	10
BA02	grinding wheel holder	22	47	10
BA03	grinding wheel holder	22	80	10
BA04	grinding wheel holder	35	34	12
BA05	grinding wheel holder	35	39	12
BA06	grinding wheel holder	35	47	12
BA07	grinding wheel holder	35	107	30



DRILL POINT HOLDERS


Code	Description	D	L	M
BB24	drill point holder 1/2" gas	49	18	1/2"
BB68	drill point holder M30	49	18	M30



COLLET CHUCKS



Code	Description	D	L	ER
BE01	collet chuck	50	50	ER32
BE01	collet chuck	63	50	ER40



FLANGE WHEEL HOLDERS



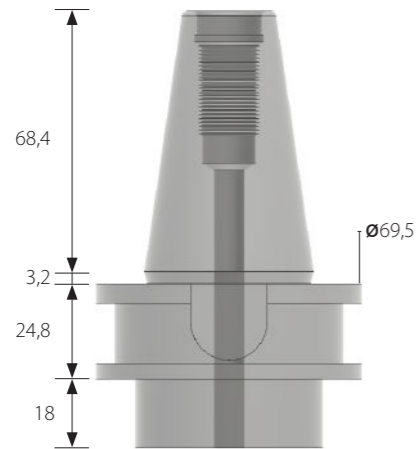
Code	Description	D	L	L2	N fori
BA51	flange wheel holder	50	35	5	6/M6/TK63
BA52	flange wheel holder	50	75	5	6/M6/TK63



"PRUSSIANI" NNT

Check out page 115 for the complete manufacturing international standards.

SK40 "PRUSSIANI" NNT



Connection code
4CG


Compatible pull studs
AAF49



• **MANUFACTURING MATERIAL**



• **OPTIONAL FINISHES***



* By choosing optional material, the specific hardness may vary.

EASY FIT



Code	Description	D	L	L3
BC00	EASY FIT	35	34	7
BC01	EASY FIT	35	39	7
BC02	EASY FIT	35	47	7



Locking kit included, complete with special male and female washers.



GRINDING WHEEL HOLDERS



Code	Description	D	L	M
BA00	grinding wheel holder	22	34	10
BA01	grinding wheel holder	22	39	10
BA02	grinding wheel holder	22	47	10
BA03	grinding wheel holder	22	80	10
BA04	grinding wheel holder	35	34	12
BA05	grinding wheel holder	35	39	12
BA06	grinding wheel holder	35	47	12
BA07	grinding wheel holder	35	80	12
BA09	grinding wheel holder	35	107	30

DRILL POINT HOLDERS

Code	Description	D	L	M
BB24	drill point holder 1/2" gas	49	18	1/2"
BB68	drill point holder M30	49	18	M30



COLLET CHUCKS



Code	Description	D	L	ER
BE01	collet chuck	50	50	ER32
BE02	collet chuck	63	50	ER40



FLANGE WHEEL HOLDERS



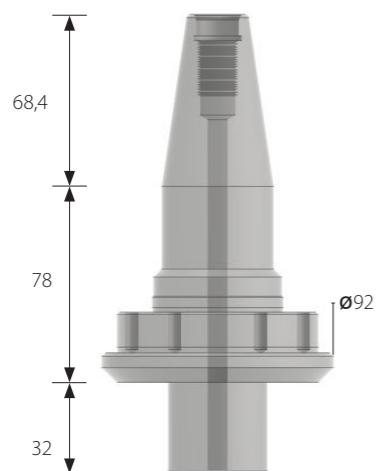
Code	Description	D	L	L2	N fori
BA51	flange wheel holder	50	35	5	6/M6/TK63
BA52	flange wheel holder	50	75	5	6/M6/TK63



PRUSSIANI OT

Check out page 115 for the complete manufacturing international standards.

SK40 "PRUSSIANI OT"



Connection code
4BF


Compatible pull studs
AAF49



• MANUFACTURING MATERIAL



• OPTIONAL FINISHES*



* By choosing optional material, the specific hardness may vary.

EASY FIT



Code	Description	D	L	L3
BC00	EASY FIT	35	34	7
BC01	EASY FIT	35	39	7
BC02	EASY FIT	35	47	7




Locking kit included, complete with special male and female washers.

GRINDING WHEEL HOLDERS DX




Code	Description	D	L	M
BA09	grinding wheel holder	35	107	30



DRILL POINT HOLDERS

Code	Description	D	L	M
BB37	drill point holder 1/2" gas	50	35	1/2"
BB88	drill point holder M30	50	35	M30



COLLET CHUCKS



Code	Description	D	L	ER
BE01	collet chuck	50	50	ER32
BE02	collet chuck	63	50	ER40



FLANGE WHEEL HOLDERS



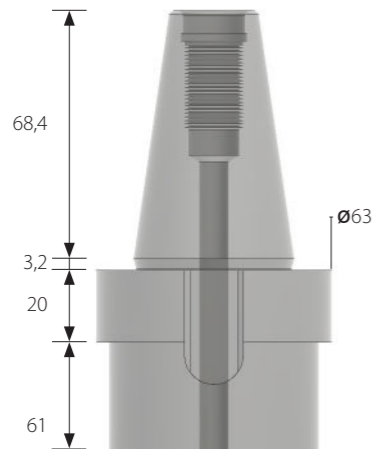
Code	Description	D	L	L2	N
BA51	flange wheel holder	50	35	30	6
BA52	flange wheel holder	50	75	30	6



"RAVELLI" NT

Check out page 115 for the complete manufacturing international standards.

SK40 "RAVELLI" NT



Connection code
4CE

Compatible pull studs
AAF49




• MANUFACTURING MATERIAL



ENDURANCE
Cod. Z2

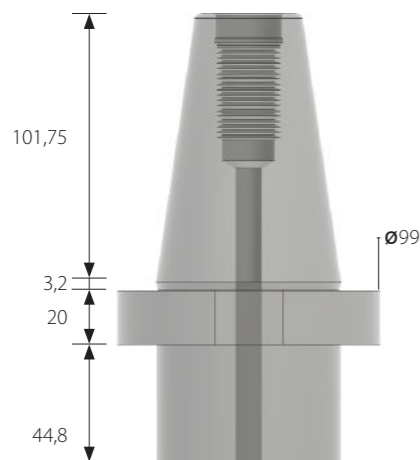
• OPTIONAL FINISHES*



DARKSIDE
Cod. Z1

* By choosing optional material, the specific hardness may vary.

SK50 "RAVELLI" NT



Connection code
4CF

Compatible pull studs
AAF51




• MANUFACTURING MATERIAL



ENDURANCE
Cod. Z2

• OPTIONAL FINISHES*



DARKSIDE
Cod. Z1

* By choosing optional material, the specific hardness may vary.

EASY FIT



Code	Description	D	L	L2
BC00	EASY FIT	35	34	7
BC01	EASY FIT	35	39	7
BC02	EASY FIT	35	47	7



Locking kit included, complete with special male and female washers.

GRINDING WHEEL HOLDERS




Code	Description	D	L	M
BA00	grinding wheel holder	22	34	10
BA01	grinding wheel holder	22	39	10
BA02	grinding wheel holder	22	47	10
BA03	grinding wheel holder	22	80	10
BA04	grinding wheel holder	35	34	12
BA05	grinding wheel holder	35	39	12
BA06	grinding wheel holder	35	47	12
BA07	grinding wheel holder	35	80	12

DRILL POINT HOLDERS 4CE

Code	Description	D	L	M
BB09	drill point holder 1/2" gas	40	61	1/2"
BB59	drill point holder M30	40	61	M30

DRILL POINT HOLDERS 4CF



Code	Description	D	L	M
BB11	drill point holder 1/2" gas	50	50	1/2"
BB58	drill point holder M30	50	50	M30



COLLET CHUCKS




Code	Description	D	L	ER
BE01	collet chuck	50	50	ER32
BE02	collet chuck	63	50	ER40



FLANGE WHEEL HOLDERS



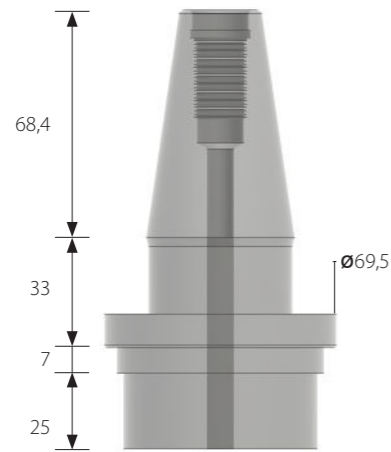
Code	Description	D	L	L2	N fori
BA51	flange wheel holder	50	35	5	6/M6/TK63
BA52	flange wheel holder	50	75	5	6/M6/TK63



"RAVELLI" OT

Check out page 115 for the complete manufacturing international standards.

SK40 "RAVELLI" OT



Connection code
4BG

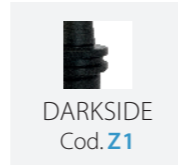
Compatible pull studs
AAF49



• **MANUFACTURING MATERIAL**



• **OPTIONAL FINISHES***



* By choosing optional material, the specific hardness may vary.

EASY FIT



Code	Description	D	L	L3
BC00	EASY FIT	35	34	7
BC01	EASY FIT	35	39	7
BC02	EASY FIT	35	47	7




Locking kit included, complete with special male and female washers.

GRINDING WHEEL HOLDERS




Code	Description	D	L	M
BA00	grinding wheel holder	22	34	10
BA01	grinding wheel holder	22	39	10
BA02	grinding wheel holder	22	47	10
BA03	grinding wheel holder	22	80	10
BA04	grinding wheel holder	35	34	12
BA05	grinding wheel holder	35	39	12
BA06	grinding wheel holder	35	47	12
BA07	grinding wheel holder	35	80	12



DRILL POINT HOLDERS

Code	Description	D	L	M
BB27	drill point holder 1/2" gas	54	44,5	1/2"
BB84	drill point holder M30	54	44,5	M30



COLLET CHUCKS



Code	Description	D	L	ER
BE01	collet chuck	50	50	ER32
BE02	collet chuck	63	50	ER40



FLANGE WHEEL HOLDERS



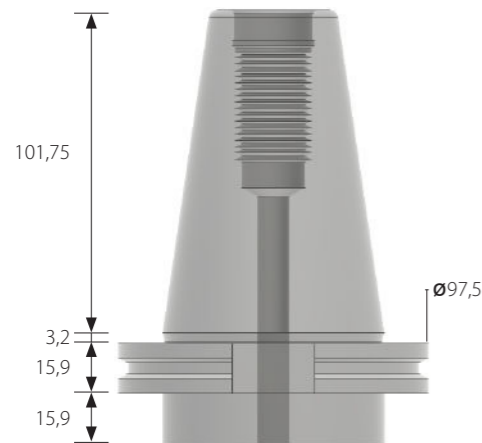
Code	Description	D	L	L2	N fori
BA51	flange wheel holder	50	35	5	6/M6/TK63
BA52	flange wheel holder	50	75	5	6/M6/TK63



"SASSO"/"CEI"

Check out page 115 for the complete manufacturing international standards.

SK50 "SASSO"



Connection code
4BR

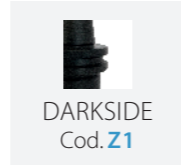
Compatible pull studs
AAF51



• MANUFACTURING MATERIAL



• OPTIONAL FINISHES*




* By choosing optional material, the specific hardness may vary.

EASY FIT



Code	Description	D	L	L3
BC00	EASY FIT	35	34	7
BC01	EASY FIT	35	39	7
BC02	EASY FIT	35	47	7



Locking kit included, complete with special male and female washers.



GRINDING WHEEL HOLDERS



Code	Description	D	L	M
BA00	grinding wheel holder	22	34	10
BA01	grinding wheel holder	22	39	10
BA02	grinding wheel holder	22	47	10
BA03	grinding wheel holder	22	80	10
BA04	grinding wheel holder	35	34	12
BA05	grinding wheel holder	35	39	12
BA06	grinding wheel holder	35	47	12
BA07	grinding wheel holder	35	80	12

DRILL POINT HOLDERS

Code	Description	D	L	M
BB05	drill point holder 1/2" gas	40	50	1/2"
BB06	drill point holder 1/2" gas	40	80	1/2"
BB51	drill point holder M30	40	80	M30



COLLET CHUCKS



Code	Description	D	L	ER
BE01	collet chuck	50	50	ER32
BE02	collet chuck	63	50	ER40



FLANGE WHEEL HOLDERS



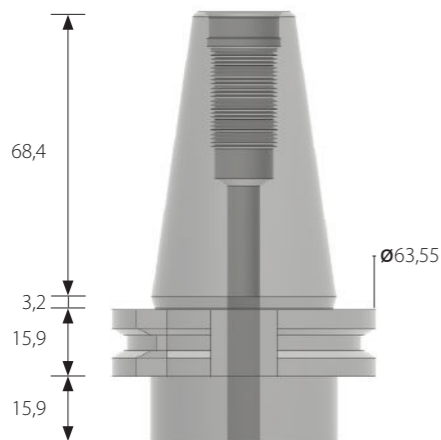
Code	Description	D	L	L2	N fori
BA51	flange wheel holder	50	35	5	6/M6/TK63
BA52	flange wheel holder	50	75	5	6/M6/TK63



"SCANDINVENT"

Check out page 115 for the complete manufacturing international standards.

SK40 "SCANDINVENT"



Connection code
4AB

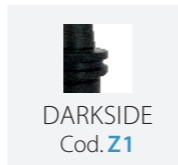
Compatible pull studs
AAF49



• MANUFACTURING MATERIAL



• OPTIONAL FINISHES*



* By choosing optional material, the specific hardness may vary.

EASY FIT



Code	Description	D	L	L3
BC00	EASY FIT	35	34	7
BC01	EASY FIT	35	39	7
BC02	EASY FIT	35	47	7



Locking kit included, complete with special male and female washers.



GRINDING WHEEL HOLDERS



Code	Description	D	L	M
BA00	grinding wheel holder	22	34	10
BA01	grinding wheel holder	22	39	10
BA02	grinding wheel holder	22	47	10
BA03	grinding wheel holder	22	80	10
BA04	grinding wheel holder	35	34	12
BA05	grinding wheel holder	35	39	12
BA06	grinding wheel holder	35	47	12
BA07	grinding wheel holder	35	80	12

DRILL POINT HOLDERS


Code	Description	D	L	M
BB11	drill point holder 1/2" gas	50	50	1/2"
BB58	drill point holder M30	50	50	M30



COLLET CHUCKS



Code	Description	D	L	ER
BE01	collet chuck	50	50	ER32
BE02	collet chuck	63	50	ER40



FLANGE WHEEL HOLDERS



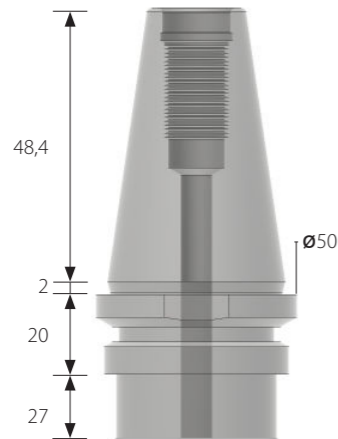
Code	Description	D	L	L2	N fori
BA51	flange wheel holder	50	35	5	6/M6/TK63
BA52	flange wheel holder	50	75	5	6/M6/TK63



"SKG"

Check out page 115 for the complete manufacturing international standards.

SK30 "SKG"



Connection code
4BI

Compatible pull studs
AAG02




• MANUFACTURING MATERIAL



ENDURANCE
Cod. Z2

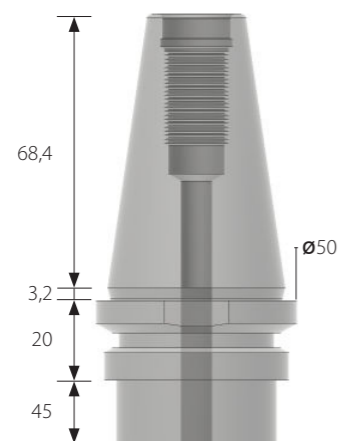
• OPTIONAL FINISHES*



DARKSIDE
Cod. Z1

* By choosing optional material, the specific hardness may vary.

SK40 "SKG"



Connection code
4BJ

Compatible pull studs
AAF49




• MANUFACTURING MATERIAL



ENDURANCE
Cod. Z2

• OPTIONAL FINISHES*




DARKSIDE
Cod. Z1

* By choosing optional material, the specific hardness may vary.

EASY FIT



Code	Description	D	L	L3
BC00	EASY FIT	35	34	7
BC01	EASY FIT	35	39	7
BC02	EASY FIT	35	47	7



Locking kit included, complete with special male and female washers.

GRINDING WHEEL HOLDERS





Code	Description	D	L	M
BA00	grinding wheel holder	22	34	10
BA01	grinding wheel holder	22	39	10
BA02	grinding wheel holder	22	47	10
BA03	grinding wheel holder	22	80	10
BA04	grinding wheel holder	35	34	12
BA05	grinding wheel holder	35	39	12
BA06	grinding wheel holder	35	47	12
BA07	grinding wheel holder	35	80	12

DRILL POINT HOLDERS 4BI

Code	Description	D	L	M
BB10	drill point holder 1/2" gas	40	27	1/2"
BB55	drill point holder M30	40	27	M30

DRILL POINT HOLDERS 4BJ

Code	Description	D	L	M
BB03	drill point holder 1/2" gas	40	65	1/2"
BB53	drill point holder M30	40	65	M30



COLLET CHUCKS





Code	Description	D	L	ER
BE00	collet chuck	42	50	ER25
BE01	collet chuck	50	50	ER32
BE02	collet chuck	63	50	ER40

FLANGE WHEEL HOLDERS



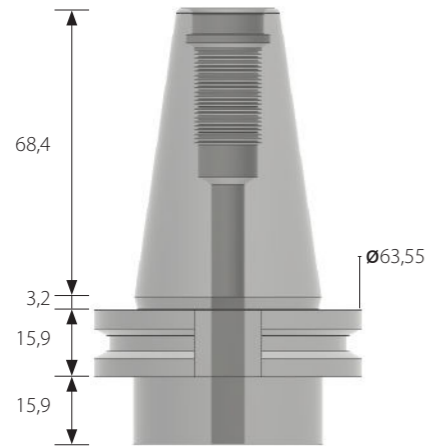
Code	Description	D	L	L2	N fori
BA51	flange wheel holder	50	35	5	6/M6/TK63
BA52	flange wheel holder	50	75	5	6/M6/TK63



"TERZAGO"

Check out page 115 for the complete manufacturing international standards.

SK40 "TERZAGO"



Connection code
4AU


Compatible pull studs
AAF49



• MANUFACTURING MATERIAL



• OPTIONAL FINISHES*



* By choosing optional material, the specific hardness may vary.

EASY FIT



Code	Description	D	L	L3
BC00	EASY FIT	35	34	7
BC01	EASY FIT	35	39	7
BC02	EASY FIT	35	47	7



Locking kit included, complete with special male and female washers.



GRINDING WHEEL HOLDERS



Code	Description	D	L	M
BA00	grinding wheel holder	22	34	10
BA01	grinding wheel holder	22	39	10
BA02	grinding wheel holder	22	47	10
BA03	grinding wheel holder	22	80	10
BA04	grinding wheel holder	35	34	12
BA05	grinding wheel holder	35	39	12
BA06	grinding wheel holder	35	47	12
BA07	grinding wheel holder	35	80	12

DRILL POINT HOLDERS


Code	Description	D	L	M
BB11	drill point holder 1/2" gas	50	50	1/2"
BB58	drill point holder M30	50	50	M30



COLLET CHUCKS



Code	Description	D	L	ER
BE01	collet chuck	50	50	ER32
BE02	collet chuck	63	50	ER40



FLANGE WHEEL HOLDERS



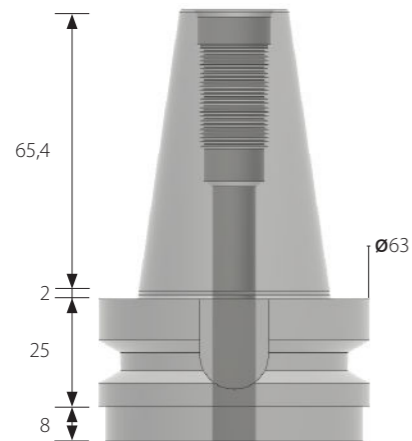
Code	Description	D	L	L2	N fori
BA51	flange wheel holder	50	35	5	6/M6/TK63
BA52	flange wheel holder	50	75	5	6/M6/TK63



THIBAUT

Check out page 115 for the complete manufacturing international standards.

BT40 "THIBAUT"



Connection code
4AH

Compatible pull studs
AAG07




• MANUFACTURING MATERIAL



ENDURANCE
Cod. Z2

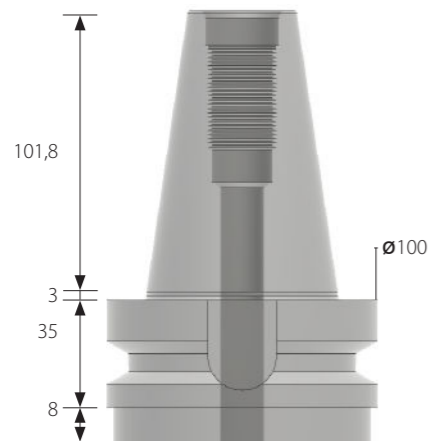
• OPTIONAL FINISHES*



DARKSIDE
Cod. Z1

* By choosing optional material, the specific hardness may vary.

BT50 "THIBAUT"



Connection code
4AI

Compatible pull studs
AAF92




• MANUFACTURING MATERIAL



ENDURANCE
Cod. Z2

• OPTIONAL FINISHES*



DARKSIDE
Cod. Z1

* By choosing optional material, the specific hardness may vary.

EASY FIT



Code	Description	D	L	L3
BC00	EASY FIT	35	34	7
BC01	EASY FIT	35	39	7
BC02	EASY FIT	35	47	7



Locking kit included, complete with special male and female washers.

GRINDING WHEEL HOLDERS





Code	Description	D	L	M
BA00	grinding wheel holder	22	34	10
BA01	grinding wheel holder	22	39	10
BA02	grinding wheel holder	22	47	10
BA03	grinding wheel holder	22	80	10
BA04	grinding wheel holder	35	34	12
BA05	grinding wheel holder	35	39	12
BA06	grinding wheel holder	35	47	12
BA07	grinding wheel holder	35	80	12

DRILL POINT HOLDERS 4AH

Code	Description	D	L	M
BB17	drill point holder 1/2" gas	45	45	1/2"
BB62	drill point holder M30	45	45	M30

DRILL POINT HOLDERS 4AI

Code	Description	D	L	M
BB11	drill point holder 1/2" gas	50	50	1/2"
BB58	drill point holder M30	50	50	M30



COLLET CHUCKS



Code	Description	D	L	ER
BE01	collet chuck	50	50	ER32
BE02	collet chuck	63	50	ER40



FLANGE WHEEL HOLDERS



Code	Description	D	L	L2	N fori
BA51	flange wheel holder	50	35	5	6/M6/TK63
BA52	flange wheel holder	50	75	5	6/M6/TK63



International manufacturing standards

Summary of manufacturing standards observed for the production of the tool holders included in this catalogue.

MACHINE CONNECTION STANDARDS

Machine connection	Standards
HSK	DIN 69893 (forms A C E F)
SK	DIN 69871/A • DIN 69871/A/B • DIN 69871
BT	MAS 403/A • MAS/BT 403

TOOL HOLDING STANDARDS

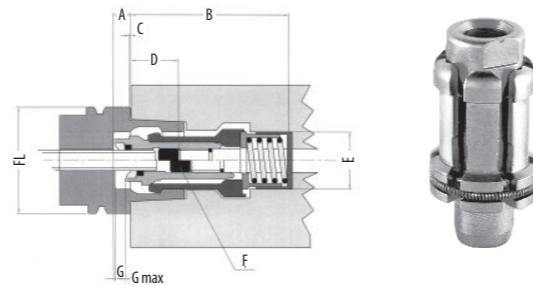
Tool holding system	Standards
Collet Chuck ER	DIN 6499 • DIN 15488
Easy Fit	Patented

PULL STUDS STANDARDS

DIN 69872/B • DIN 7388/A • DIN 7388/B • ANSI • MAS 403 BT • JIS - B - 6339

Petal Collets HSK

Spindle gripper assembly for HSK spindles. It ensures precise clamping and quick release of the tool holder.



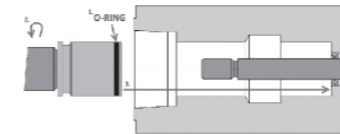
SPINDLE GRIPPER ASSEMBLY FOR HSK SPINDLE STYLE A,C,E

Code	Description	FL	A	B	C	D	E	F	G	Connection
AAN02	petal collet for electrospindle	HSK 40	8,5	78	0,5	27	21	CH4	8	HSK 40 A-C-E
AAN03	petal collet for electrospindle	HSK 50	10,5	84	0,5	26,5	26	CH4	9	HSK 50 A-C-E
AAN04	petal collet for electrospindle	HSK 63	10,5	94	0,5	31,5	34	CH5	10	HSK 63 A-C-E
AAN05	petal collet for electrospindle	HSK 80	13	98	0,5	31,5	42	CH6	11	HSK 80 A-C-E
AAN06	petal collet for electrospindle	HSK 100	13	124	0,5	34,5	53	CH6	12,5	HSK 100 A-C-E

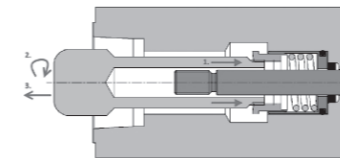
SPINDLE GRIPPER ASSEMBLY FOR HSK SPINDLE STYLE B,D,F

Code	Description	FL	A	B	C	D	E	F	G	Connection
AAN02	petal collet for electrospindle	HSK 40	8,5	78	0,5	27	21	CH4	8	HSK 50 B-D-F
AAN03	petal collet for electrospindle	HSK 63	10,5	84	0,5	26,5	26	CH4	9	HSK 63 B-D-F
AAN04	petal collet for electrospindle	HSK 80	10,5	94	0,5	31,5	34	CH5	10	HSK 80 B-D-F
AAN05	petal collet for electrospindle	HSK 100	13	98	0,5	31,5	42	CH6	11	HSK 100 B-D-F

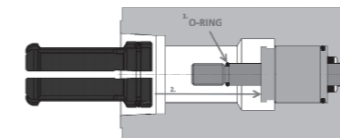
Petal Collets mounting instruction



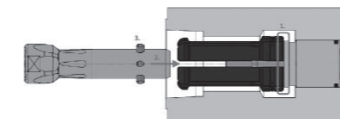
Place the bush as shown in the picture, making sure the O-Ring faces the bottom of the bush housing.



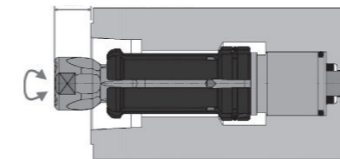
Release the pivot and remove it; test the bush functionality by pushing on it.



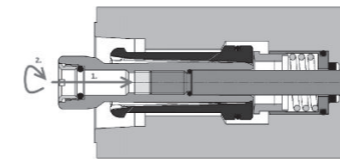
Introduce the gripper assembly inside the spindle. Let the petals group rest against the bush previously inserted.



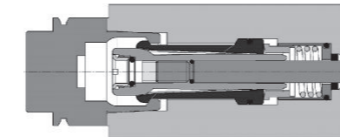
Insert the main body. Its teeth, need to fit among the petals. This will allow the petal assembly to open.



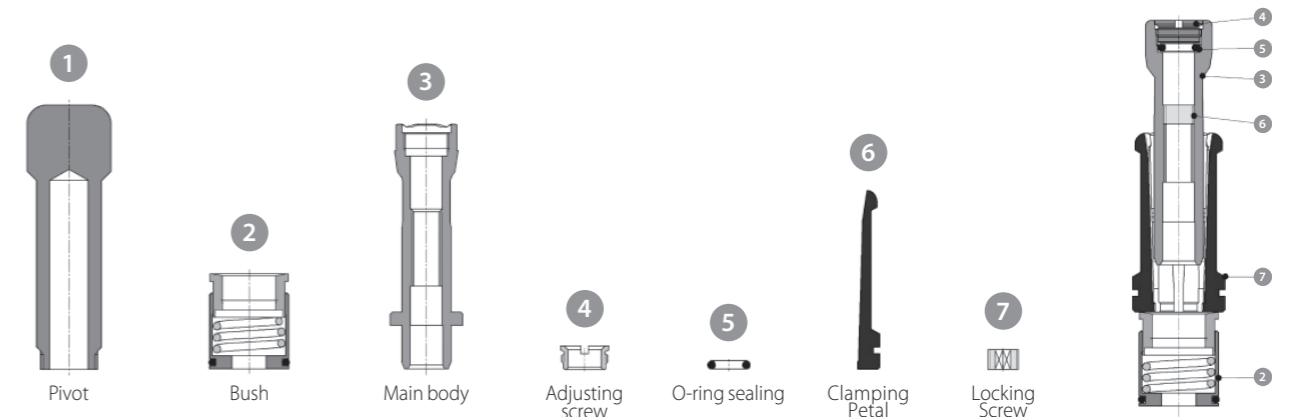
Once petal collet assembly is leaned against the draw bar, set the tool ejector into release mode and tighten or release the adjusting screw to regulate the height.



Tighten the locking screw.



Check that the tool holder can be properly clamped and released.



1

Pivot

2

Bush

3

Main body

4

Adjusting screw

5

O-ring sealing

6

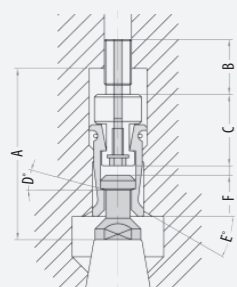
Clamping Petal

7

Locking Screw

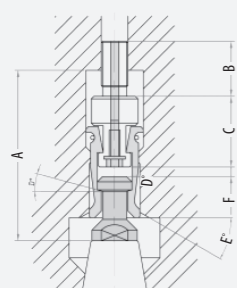
Petal Collets SK

Spindle gripper assembly for SK electrospindles. It ensures a tight clamping and a quick release for the toolholder.



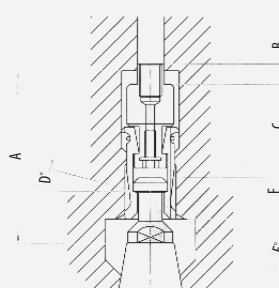
PETAL COLLET FOR SSKA DIN69872/B TOOL HOLDERS

Code	Description	A	B	C	D	E	F	Connection
AAP02	petal collet SSKA30DIN for electrospindles	50	20	19,5	15°	30°	2,5	SK 30
AAP03	petal collet SSKA40DIN for electrospindles	76	22	34	15°	30°	3,5	SK 40
AAP05	petal collet SSKA50DIN for electrospindles	95	30	45	15°	30°	3,5	SK 50



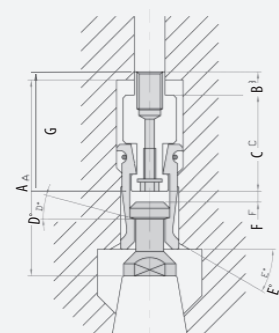
PETAL COLLET FOR SSKKA DIN69872/B TOOL HOLDERS

Code	Description	A	B	C	D	E	F	Connection
AAP07	petal collet SSKKA30DIN for electrospindles	50	20	20,5	15°	30°	2,5	SK 30
AAP08	petal collet SSKKA40DIN for electrospindles	76	22	35,5	15°	30°	3,5	SK 40
AAP10	petal collet SSKKA50DIN for electrospindles	95	30	49,5	15°	30°	3,5	SK 50



PETAL COLLET FOR SSKIGA DIN69872/B TOOL HOLDERS

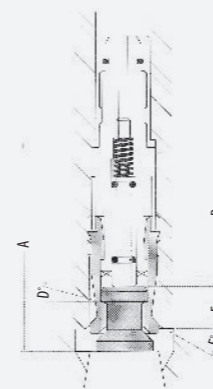
Code	Description	A	B	C	D	E	F	Connection
AAP12	petal collet SSKIGA40DIN for electrospindles	76	11	34	15°	30°	5	SK 40
AAP14	petal collet SSKIGA50DIN for electrospindles	95	11	45	15°	30°	8	SK 50



PETAL COLLET FOR SSKIGKA DIN69872/B TOOL HOLDERS

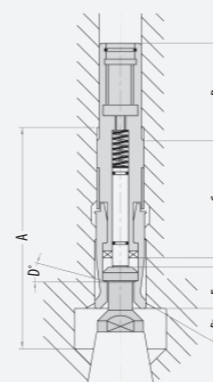
Code	Description	A	B	C	D	E	F	Connection
AAP16	petal collet SSKIGKA40DIN for electrospindles	76	11	35,5	15°	30°	4,5	SK 40
AAP18	petal collet SSKIGKA50DIN for electrospindles	95	11	49,5	15°	30°	5	SK 50

Code	Description	A	D	E	F	G	Connection
AAQ05	petal collet SSKIGKA30DIN for electrospindles	69	15	30	3,5	41,5	SK 30



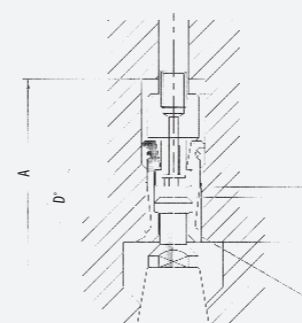
WATER TIGHT PETAL COLLET SSKIKA DIN69872/B

Code	Description	A	B	D	E	F	Connection
AAP20	petal collet SSKIKA40DIN for electrospindles	85	52	15°	30°	4,5	SK 40
AAP22	petal collet SSKIKA50DIN for electrospindles	114	68	15°	30°	5	SK 50



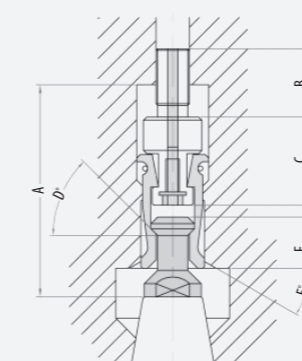
WATER TIGHT PETAL COLLET SSKIGIKA DIN69872/B

Code	Description	A	B	C	D	E	F	Connection
AAP24	petal collet SSKIGIKA40DIN for electrospindles	85	45	52	15°	30°	4	SK 40
AAP26	petal collet SSKIGIKA50DIN for electrospindles	114	50	68	15°	30°	8	SK 50



PETAL COLLET SSKIGKAPB DIN69872/B

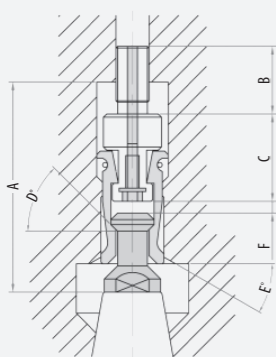
Code	Description	A	B	C	D	E	F	Connection
AAP28	petal collet SSKIGKAPB40DIN for electrospindles	82	11	40,5	15°	30°	4,5	SK 40
AAP30	petal collet SSKIGKAPB50DIN for electrospindles	90	15	52,5	15°	30°	5	SK 50



PETAL COLLET SSKA ANSI 7388/2B

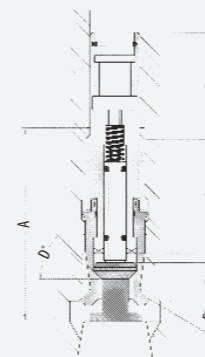
Code	Description	A	B	C	D	E	F	Connection
AAP32	petal collet SSKA30ANSI for electrospindles	50	20	33	45°	30°	2,5	SK 30
AAP33	petal collet SSKA40ANSI for electrospindles	76	22	44,8	45°	30°	4,2	SK 40
AAP35	petal collet SSKA50ANSI for electrospindles	95	30	54,5	45°	30°	7	SK 50

Petal Collets SK



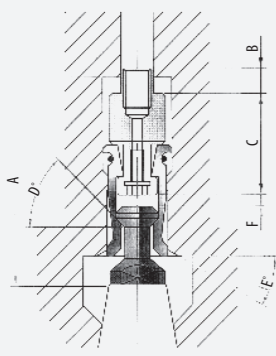
PETAL COLLET SSKKA ANSI 7388/2B

Code	Description	A	B	C	D	E	F	Connection
AAP37	petal collet SSKKA30ANSI for electrospindles	50	20	-	45°	30°	4,5	SK 30
AAP38	petal collet SSKKA40ANSI for electrospindles	76	22	45,5	45°	30°	7	SK 40
AAP40	petal collet SSKKA50ANSI for electrospindles	95	30	58	45°	30°	8	SK 50



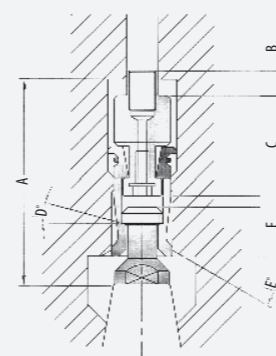
WATER TIGHT PETAL COLLET SSKIGIKA ANSI 7388/2B

Code	Description	A	B	C	D	E	F	Con- nection
AAP54	petal collet SSKIGIKA40ANSI for electrospindles	85	45	61,6	45°	30°	4	SK 40
AAP56	petal collet SSKIGIKA50ANSI for electrospindles	114	50	77,5	45°	30°	7	SK 50



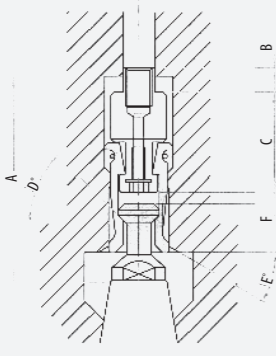
PETAL COLLET SSKIGA ANSI 7388/2B

Code	Description	A	B	C	D	E	F	Connection
AAP42	petal collet SSKIGA40ANSI for electrospindles	76	11	44,7	45°	30°	4,2	SK 40
AAP44	petal collet SSKIGA50ANSI for electrospindles	95	11	54,5	45°	30°	7	SK 50



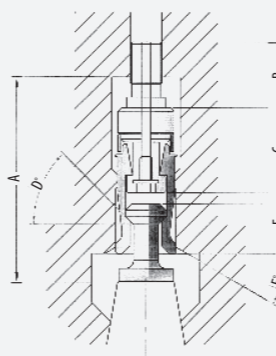
PETAL COLLET SSKIGKAPB ANSI 7388/2B

Code	Description	A	B	C	D	E	F	Con- nection
AAP58	petal collet SSKIGKAPB40ANSI for electrospindles	82	11	50,5	45°	30°	4,5	SK 40
AAP60	petal collet SSKIGKAPB50ANSI for electrospindles	90	15	61	45°	30°	5	SK 50



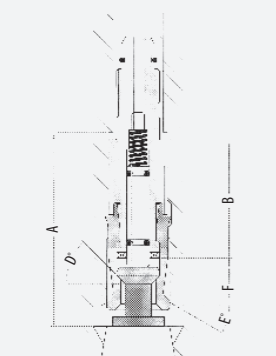
PETAL COLLET SSKIGKA ANSI 7388/2B

Code	Description	A	B	C	D	E	F	Connection
AAP46	petal collet SSKIGKA40ANSI for electrospindles	76	11	45,4	45°	30°	4,5	SK 40
AAP48	petal collet SSKIGKA50ANSI for electrospindles	95	11	58	45°	30°	5	SK 50



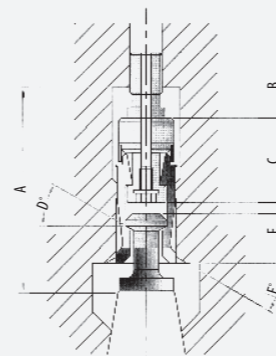
PETAL COLLET SSKABPT1

Code	Description	A	B	C	D	E	F	Con- nection
AAP62	petal collet SSKA30BPT1 for electrospindles	48,5	20	20,5	45°	30°	3,5	BT 30
AAP63	petal collet SSKA40BPT1 for electrospindles	72	26	30	45°	30°	5	BT 40
AAP65	petal collet SSKA50BPT1 for electrospindles	92,5	35	37	45°	30°	8	BT 50



WATER TIGHT PETAL COLLET SSKIKA ANSI 7388/2B

Code	Description	A	B	D	E	F	Connection
AAP50	petal collet SSKIKA40ANSI for electrospindles	85	61,6	45°	30°	4,5	SK 40
AAP52	petal collet SSKIKA50ANSI for electrospindles	114	77,5	45°	30°	5	SK 50



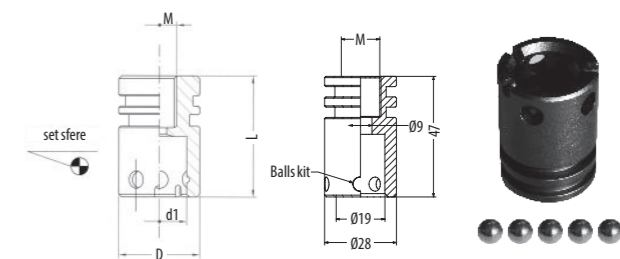
PETAL COLLET SSKABPT2

Code	Description	A	B	C	D	E	F	Con- nection
AAP82	petal collet SSKA30BPT2 for electrospindles	48,5	20	20,5	30°	30°	3,5	BT 30
AAP83	petal collet SSKA40BPT2 for electrospindles	72	26	30	30°	30°	5	BT 40
AAP85	petal collet SSKA50BPT2 for electrospindles	92,5	35	37	30°	30°	8	BT 50

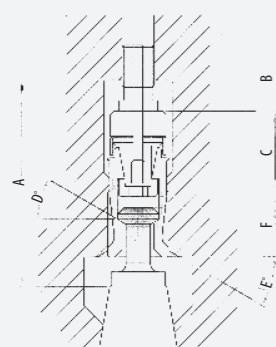
Petal Collets SK

Ball clamping system for pull stud with radius SK/BT

Spindle locking system for SK/BT electrospindles hosting pull studs with radius. It ensures firm grip and quick release of the tool holder.

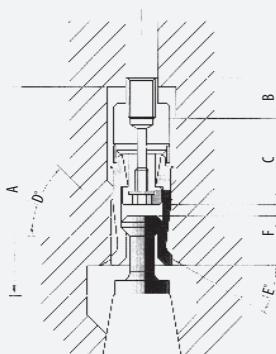


PETAL COLLET SSKKABPT2



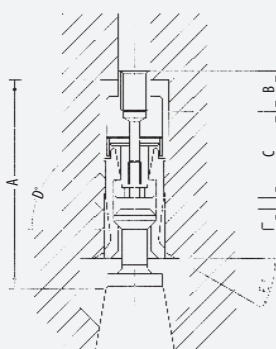
Code	Description	A	B	C	D	E	F	Con- nection
AA87	petal collet SSKKA30BPT2 for electrospindles	48,5	20	21,5	30°	30°	2,5	BT 30
AA88	petal collet SSKKA40BPT2 for electrospindles	72	26	31,5	30°	30°	3,5	BT 40
AA90	petal collet SSKKA50BPT2 for electrospindles	92,5	35	41	30°	30°	4	BT 50

PETAL COLLET SSKIGABPT2



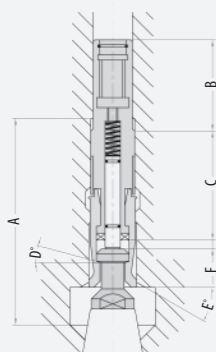
Code	Description	A	B	C	D	E	F	Con- nection
AA92	petal collet SSKIGA40BPT2 for electrospindles	72	11	30	30°	30°	5	BT 40
AA94	petal collet SSKIGA50BPT2 for electrospindles	92,5	15	37	30°	30°	8	BT 50

PETAL COLLET SSKIGKABPT2



Code	Description	A	B	C	D	E	F	Con- nection
AA96	petal collet SSKIGKA40BPT2 for electrospindles	72	11	31,5	30°	30°	3,5	BT 40
AA98	petal collet SSKIGKA50BPT2 for electrospindles	92,5	15	41	30°	30°	4	BT 50

WATER TIGHT PETAL COLLET SSKIGIKABPT2



Code	Description	A	B	C	D	E	F	Con- nection
AAQ00	petal collet SSKIGIKA40BPT1 for electrospindles	85	45	52	30°	30°	4	BT 40
AAQ01	petal collet SSKIGIKA50BPT1 for electrospindles	114	50	68	30°	30°	8	BT 50

BALL CLAMPING SYSTEM FOR PULL STUD WITH RADIUS

Code	Description	angle/radius	d	Tipo	L	D	Connection
AAK04	ball clamping system for pull stud SK30 DIN69872	15°	13	F.F.	50	18	SK 30
AAK05	ball clamping system for pull stud with radius SK30 HSD	R	12	F.F.	50	18	SK 30
AAK06	ball clamping system for pull stud BT30	30°	11	F.M.	55	18	BT 30
AAK07	ball clamping system for pull stud BT30	45°	11	F.M.	55	18	BT 30
AAK08	ball clamping system for pull stud SK40 DIN 69872	15°	19	F.F.	45	28	SK 40
AAK09	ball clamping system for pull stud with radius SK40 HSD	R	19	F.F.	45	28	SK 40
AAK10	ball clamping system for pull stud with radius SK40 HSD	R	19	F.F.	47	28	SK 40
AAK11	ball clamping system for pull stud with radius SK40 HSD	R	19	F.F.	60	28	SK 40

SEALED BALL CLAMPING SYSTEM FOR PULL STUD WITH RADIUS

Code	Description	angle/radius	d	Tipo	L	D	Connection
AAK12	ball clamping system for pull stud with radius SK40	R	19	F.F.	117	25	SK 40
AAK14	ball clamping system for pull stud with radius SK40 NT	R	19	F.F.	117	28	SK 40

DOUBLE DIAMETER BALL CLAMPING SYSTEM FOR PULL STUD WITH RADIUS

Code	Description	angle/radius	d	Tipo	L	D	D2	Connection
AAK13	double diameter ball clamping system for pull stud with radius for SK40	R	19	F.F.	45	28	18	SK 40

Suction Cups

ROCK SOLID

STONE AND GLASS SUCTION CUPS

IMS enters the world of stone and glass suction cups manufacturing, after the specific market request to have more quality choice in slab holding solutions. For this project, IMS brought to the table the usual guidelines the company holds firmly in all of its manufacturing activity: a constant research of the maximum quality, starting with a scrupulous selection of the best materials and a strict control of the manufacturing process. The result is a suction cup body made out of the best aluminum alloy, anti-stain rubber sealings and an impressive +0.005/0.00 tolerance. IMS "ROCK SOLID" suction cups are available and ready to work with all the CNC machines on the market.



IMS "ROCK SOLID" suction cups represent the final result of a long and careful process of engineering, material selection, investments and market studies.

RECTANGULAR SUCTION CUPS 150X300

Code	Description	h	a	b
AB080	Rectangular suction cup	105	150	300
AB107	Rectangular suction cup	100	150	300
AB108	Rectangular suction cup	124,5	150	300
AB072	Rectangular suction cup	90	150	300
AB110	Rectangular suction cup	190	150	300
AB111	Rectangular suction cup	120	150	300
AB112	Rectangular suction cup	240	150	300
AB113	Rectangular suction cup	94,47	150	300
AB114	Rectangular suction cup	140	150	300
AB115	Rectangular suction cup	150	150	300
AB116	Rectangular suction cup	200	150	300



RECTANGULAR SUCTION CUPS 200X300

Code	Description	h	a	b
AB041	Rectangular suction cup	105	200	300
AB042	Rectangular suction cup	100	200	300
AB043	Rectangular suction cup	124,5	200	300
AB044	Rectangular suction cup	90	200	300
AB045	Rectangular suction cup	190	200	300
AB046	Rectangular suction cup	120	200	300
AB047	Rectangular suction cup	240	200	300
AB050	Rectangular suction cup	94,47	200	300
AB048	Rectangular suction cup	140	200	300
AB049	Rectangular suction cup	150	200	300
AB074	Rectangular suction cup	200	200	300



Suction Cups



RECTANGULAR SUCTION CUPS 200X400

Code	Description	h	a	b
AB079	Rectangular suction cup	105	200	400
AB085	Rectangular suction cup	100	200	400
AB086	Rectangular suction cup	124,5	200	400
AB087	Rectangular suction cup	90	200	400
AB088	Rectangular suction cup	190	200	400
AB089	Rectangular suction cup	120	200	400
AB090	Rectangular suction cup	240	200	400
AB091	Rectangular suction cup	94,47	200	400
AB092	Rectangular suction cup	140	200	400
AB093	Rectangular suction cup	150	200	400
AB094	Rectangular suction cup	200	200	300



RECTANGULAR SUCTION CUPS 250X500

Code	Description	h	a	b
AB081	Rectangular suction cup	105	250	500
AB096	Rectangular suction cup	100	250	500
AB097	Rectangular suction cup	124,5	250	500
AB098	Rectangular suction cup	90	250	500
AB099	Rectangular suction cup	190	250	500
AB100	Rectangular suction cup	120	250	500
AB101	Rectangular suction cup	240	250	500
AB102	Rectangular suction cup	94,47	250	500
AB103	Rectangular suction cup	140	250	500
AB104	Rectangular suction cup	150	250	500
AB105	Rectangular suction cup	200	250	500



ROUND SUCTION CUPS D=90

Code	Description	h	D
AB007	Round suction cup	105	90
AB006	Round suction cup	100	90
AB008	Round suction cup	124,5	90
AB005	Round suction cup	90	90
AB009	Round suction cup	190	90
AB025	Round suction cup	120	90
AB026	Round suction cup	240	90
AB028	Round suction cup	94,47	90
AB022	Round suction cup	140	90
AB027	Round suction cup	150	90
AB141	Round suction cup	200	90



ROUND SUCTION CUPS D=120

Code	Description	h	D
AB012	Round suction cup	105	120
AB011	Round suction cup	100	120
AB013	Round suction cup	124,5	120
AB010	Round suction cup	90	120
AB014	Round suction cup	190	120
AB029	Round suction cup	120	120
AB030	Round suction cup	240	120
AB032	Round suction cup	94,47	120
AB023	Round suction cup	140	120
AB031	Round suction cup	150	120
AB073	Round suction cup	200	120



ROUND SUCTION CUPS D=160

Code	Description	h	D
AB017	Round suction cup	105	160
AB016	Round suction cup	100	160
AB018	Round suction cup	124,5	160
AB015	Round suction cup	90	160
AB019	Round suction cup	190	160
AB021	Round suction cup	120	160
AB033	Round suction cup	240	160
AB035	Round suction cup	94,47	160
AB024	Round suction cup	140	160
AB034	Round suction cup	150	160
AB139	Round suction cup	200	160

Suction Cups




ROUND SUCTION CUPS D=200

Code	Description	h	D
AB117	Round suction cup	105	200
AB118	Round suction cup	100	200
AB119	Round suction cup	124,5	200
AB120	Round suction cup	90	200
AB121	Round suction cup	190	200
AB122	Round suction cup	120	200
AB123	Round suction cup	240	200
AB124	Round suction cup	94,47	200
AB125	Round suction cup	140	200
AB126	Round suction cup	150	200
AB127	Round suction cup	200	200




ROUND SUCTION CUPS D=240

Code	Description	h	D
AB128	Round suction cup	105	240
AB129	Round suction cup	100	240
AB130	Round suction cup	124,5	240
AB131	Round suction cup	90	240
AB132	Round suction cup	190	240
AB133	Round suction cup	120	240
AB134	Round suction cup	240	240
AB135	Round suction cup	94,47	240
AB136	Round suction cup	140	240
AB137	Round suction cup	150	240
AB082	Round suction cup	200	240



SQUARE SUCTION CUPS 150X150

Code	Description	h	a	b
AB002	Square suction cup	105	150	150
AB001	Square suction cup	100	150	150
AB003	Square suction cup	124,5	150	150
AB000	Square suction cup	90	150	150
AB004	Square suction cup	190	150	150
AB036	Square suction cup	120	150	150
AB037	Square suction cup	240	150	150
AB040	Square suction cup	94,47	150	150
AB038	Square suction cup	140	150	150
AB039	Square suction cup	150	150	150
AB154	Square suction cup	200	150	150



SQUARE SUCTION CUPS 200X200

Code	Description	h	a	b
AB078	Square suction cup	105	200	200
AB083	Square suction cup	100	200	200
AB145	Square suction cup	124,5	200	200
AB146	Square suction cup	90	200	200
AB147	Square suction cup	190	200	200
AB020	Square suction cup	120	200	200
AB149	Square suction cup	240	200	200
AB150	Square suction cup	94,47	200	200
AB077	Square suction cup	140	200	200
AB152	Square suction cup	150	200	200
AB153	Square suction cup	200	150	150

Suction Cups

SINK RAIL SUCTION CUPS 150X300



Code	Description	h	a	b	c
AB051	Sink rail suction cup	105	30	300	150
AB052	Sink rail suction cup	100	30	300	150
AB053	Sink rail suction cup	124,5	30	300	150
AB054	Sink rail suction cup	90	30	300	150
AB055	Sink rail suction cup	190	30	300	150
AB056	Sink rail suction cup	120	30	300	150
AB057	Sink rail suction cup	240	30	300	150
AB060	Sink rail suction cup	94,47	30	300	150
AB058	Sink rail suction cup	140	30	300	150
AB059	Sink rail suction cup	150	30	300	150
AB155	Sink rail suction cup	200	30	300	150

SINK RAIL SUCTION CUPS 150X300



Code	Description	h	a	b	c
AB177	Sink rail suction cup	105	50	300	150
AB178	Sink rail suction cup	100	50	300	150
AB179	Sink rail suction cup	124,5	50	300	150
AB180	Sink rail suction cup	90	50	300	150
AB181	Sink rail suction cup	190	50	300	150
AB182	Sink rail suction cup	120	50	300	150
AB183	Sink rail suction cup	240	50	300	150
AB184	Sink rail suction cup	94,47	50	300	150
AB185	Sink rail suction cup	140	50	300	150
AB186	Sink rail suction cup	150	50	300	150
AB187	Sink rail suction cup	200	50	300	150

SINK RAIL SUCTION CUPS 200X400




Code	Description	h	a	b	c
AB156	Sink rail suction cup	105	30	400	200
AB157	Sink rail suction cup	100	30	400	200
AB158	Sink rail suction cup	124,5	30	400	200
AB159	Sink rail suction cup	90	30	400	200
AB160	Sink rail suction cup	190	30	400	200
AB161	Sink rail suction cup	120	30	400	200
AB162	Sink rail suction cup	240	30	400	200
AB163	Sink rail suction cup	94,47	30	400	200
AB164	Sink rail suction cup	140	30	400	200
AB165	Sink rail suction cup	150	30	400	200
AB166	Sink rail suction cup	200	50	400	200

SINK RAIL SUCTION CUPS 200X400



Code	Description	h	a	b	c
AB167	Sink rail suction cup	105	50	400	200
AB168	Sink rail suction cup	100	50	400	200
AB169	Sink rail suction cup	124,5	50	400	200
AB170	Sink rail suction cup	90	50	400	200
AB171	Sink rail suction cup	190	50	400	200
AB172	Sink rail suction cup	120	50	400	200
AB173	Sink rail suction cup	240	50	400	200
AB174	Sink rail suction cup	94,47	50	400	200
AB175	Sink rail suction cup	140	50	400	200
AB176	Sink rail suction cup	150	50	400	200
AB069	Sink rail suction cup	200	50	400	200

Tool forks for CNC machine



100% INTERCHANGEABLE WITH THE OEM FORKS

BODY BUILT IN ACETALIC RESIN, ELASTIC AND NON-DEFORMABLE




STAINLESS STEEL REINFORCEMENT PLATE*

UP TO 35 KGS (77 LBS) OF LOAD GUARANTEED **

*Unless otherwise specified

** Guaranteed value for SK40 forks with reinforcement plate



ACETALIC RESIN FEATURES

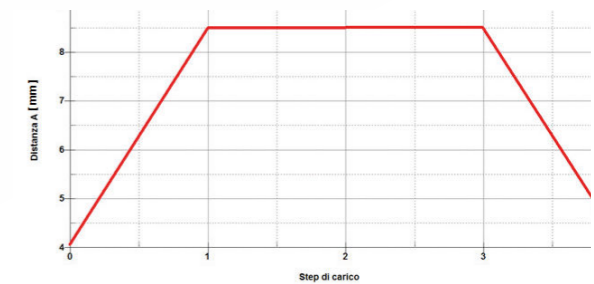
Tensile and breakage strength	N/mm ²	ISO 527	63
Elongation at break	%	ISO 527	31
Tensile Modulus	N/mm ²	ISO 527-DIN 53455	2600
Brinell ball penetration resistance	N/mm ²	ISO 2039.1 - DIN 53456	125
Hardness in Rockwell HR	-	ISO 2039.2M	88

Guaranteed non-deformability at the tool holder insertion strength (70N)



▼ Bond
→ Load direction

Load and unload simulation



As shown in the graphic, after being loaded at the tool holder insertion strength (70N), the fork gets back to its original shape. This confirms the deformation is completely elastic and reversible.

Tool forks for CNC machine

The IMS fork are designed to withstand the mechanical stress generated by the tool change operation. The elasticity of the acrylic resin body provides a flexible and totally reversible deformation, while the stainless steel reinforcement plate provides the right strength and load resistance.

PLASTIC FORKS FOR CNC MACHINE

Code	Description	Connection
AAL02	fork "Intermac"	SK 40
AAL03	fork "Bimatech"	SK 40
AAL04	fork "CMS"	SK 40
AAL05	fork "Bavelloni"	SK 40
AAL06	fork "DIN 69871"	SK 40
AAL09	fork "Thibaut"	BT 40
AAL13	fork "Breton"	HSK 80 B
AAL15	fork "Intermac" without reinforcement plate	SK 40
AAL19	fork "SKG"	SK 30
AAL20	fork "Vertmax"/"Busetti"	SK 40
AAL21	fork "Denver"	BT 40
AAL23	fork "Bavelloni"	SK 30
AAL25	fork "Park Industries"	BT40



Fork SK 40 "Intermac"



Fork SK 40 "Intermac"
Senza piastra di rinforzo



Fork SK 40 "Bimatech"



Fork SK 40 "CMS"



Fork SK 40 "Bavelloni"



Fork SK 40 "DIN 69871"



Fork BT 40 "Thibaut"



Fork HSK 80 B "Breton"



Fork SK 30 "SKG"




Fork SK 40 "Vertmax"/"Busetti"



Fork BT 40 "Denver"



Fork SK 30 "Bavelloni"

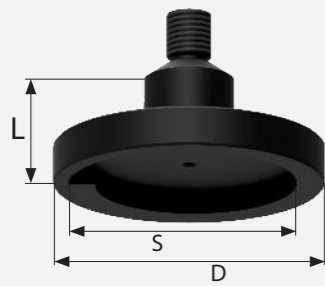


Fork BT40 "Park Industries"

Adapters

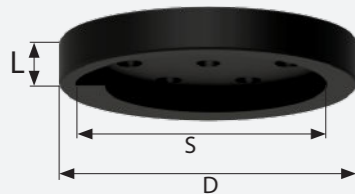
Adapters

IMS adapters are engineered to provide the maximum flexibility and total interchangeability with any tool holder with female 1/2" gas connection.



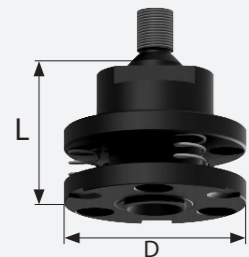
1/2" GAS TO SNAIL LOCK ADAPTER

Code	Description	D	S	L
AAS50	1/2" gas to snail lock adapter	120	100	50
AAS51	1/2" gas to snail lock adapter	100	73	50



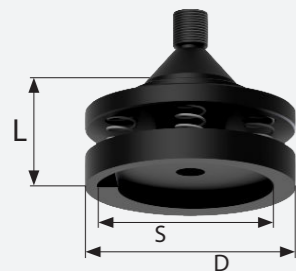
6 SCREWS TO SNAIL LOCK ADAPTER

Code	Description	D	S	L
AAS52	6 screws to snail lock adapter	120	100	25
AAS53	6 screws to snail lock adapter	100	73	25



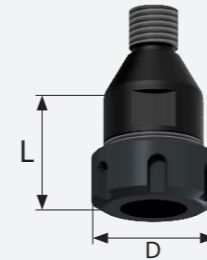
1/2" GAS TO MAGNETIC SPRING LOADED ADAPTER

Code	Description	D	L	Nm
AAS54	1/2" gas to magnetic spring loaded adapter	98	70	25
AAS55	1/2" gas to magnetic spring loaded adapter	98	70	50



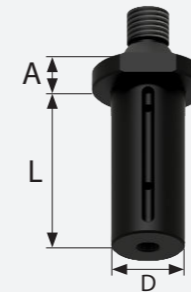
1/2" GAS TO SNAIL LOCK SPRING LOADED ADAPTER

Code	Description	D	S	L	Nm
AAS56	1/2" gas to snail lock spring loaded adapter	120	100	70	25
AAS57	1/2" gas to snail lock spring loaded adapter	100	73	70	25
AAS58	1/2" gas to snail lock spring loaded adapter	120	100	70	50
AAS59	1/2" gas to snail lock spring loaded adapter	100	73	70	50




1/2" GAS TO COLLET CHUCK ADAPTER

Code	Description	PINZA	D	L
AAS60	1/2" gas to collet chuck adapter	ER 16 mini	22	40
AAS61	1/2" gas to collet chuck adapter	ER 20 mini	28	40
AAS62	1/2" gas to collet chuck adapter	ER 25	42	50
AAS63	1/2" gas to collet chuck adapter	ER 32	50	50
AAS64	1/2" gas to collet chuck adapter	ER 40	63	50



1/2" GAS TO GRINDING WHEEL HOLDER

Code	Description	d	A	L
AAS65	1/2" gas to grinding wheel holder	22	20	39
AAS66	1/2" gas to grinding wheel holder	22	20	80
AAS67	1/2" gas to grinding wheel holder	35	20	39
AAS68	1/2" gas to grinding wheel holder	35	20	80

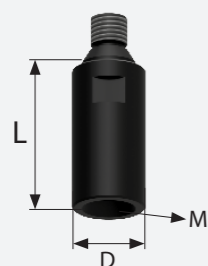


1/2" GAS TO FLANGE WHEEL HOLDERS

Code	Description	d	S	L
AAS69	1/2" gas to cup wheel holders	50	5	25

Extensions

IMS extensions are perfect to obtain major deepness in special applications far from the usual work standards.



DRILL POINT HOLDER EXTENSION

Code	Description	M	D	L
AA300	drill point holder extension	1/2"	40	80
AA301	drill point holder extension	1/2"	40	120
AA302	drill point holder extension	M30	40	80
AA303	drill point holder extension	M30	40	120



6 SCREWS EXTENSION

Code	Description	D	L
AA304	flange wheel holder extension	50	100
AA305	flange wheel holder extension	50	150
AA306	flange wheel holder extension	50	200
AA307	flange wheel holder extension	50	250
AA308	flange wheel holder extension	50	300
AA309	flange wheel holder extension	50	400

Standard Wrenches for collet nuts

IMS standard wrenches are the simplest and most affordable collet nut tightening systems. Thanks to their rubber handle they provide a firm grip and allow for stronger torque application.



WRENCH FOR STANDARD ER/ETS COLLET NUT

Code	Description	ER/ETS	D Ghiera
AAE04	wrench for collet nuts	ER/ETS 16	32
AAE05	wrench for collet nuts	ER/ETS 20	35
AAE06	wrench for collet nuts	ER/ETS 25	42
AAE07	wrench for collet nuts	ER/ETS 32	50
AAE08	wrench for collet nuts	ER/ETS 40	63

IMS Torque Wrenches are essential instruments for the correct setting of the tool. They contribute in increasing the cut precision, improving the safety, and extending collets and collet nuts life. Thanks to the spring-loaded system, the torque applied during tool setting is ideal to avoid both damage to the components and excessive looseness of the tool.



TORQUE WRENCH FOR ER COLLET NUT

Code	Description	ER	D Ghiera	H
AAE19	standard torque wrench collet nut	ER 16	32	300
AAE20	standard torque wrench collet nut	ER 20	35	300
AAE21	standard torque wrench collet nut	ER 25	42	470
AAE22	standard torque wrench collet nut	ER 32	50	470
AAE23	standard torque wrench collet nut	ER 40	63	470
AAE24	standard torque wrench collet nut	ER 50	78	470

Wrenches for accessories



HSK COOLANT TUBES KEY

Code	Description	HSK	D
AAE48	coolant tubes key	HSK 25 A-C-E / 32 B-D-F	6,5
AAE49	coolant tubes key	HSK 32 A-C-E / 40 B-D-F	8,5
AAE50	coolant tubes key	HSK 40 A-C-E / 50 B-D-F	10,5
AAE51	coolant tubes key	HSK 50 A-C-E / 63 B-D-F	14,5
AAE52	coolant tubes key	HSK 63 A-C-E / 80 B-D-F	16,5
AAE53	coolant tubes key	HSK 80 A-C-E / 100 B-D-F	18
AAE54	coolant tubes key	HSK 100 A-C-E / 125 B-D-F	22
AAE55	coolant tubes key	HSK 125 A-C-E	26
AAE56	coolant tubes key	HSK 160 A-C-E	30



DRIVE KEY FOR BALL CLAMPING SYSTEM

Code	Description	SK
AAE58	drive key for ball clamping system	SK 10
AAE59	drive key for ball clamping system	SK 15
AAE60	drive key for ball clamping system	SK 20
AAE61	drive key for ball clamping system	SK 25
AAE62	drive key for ball clamping system	SK 30
AAE63	drive key for ball clamping system	SK 40



WRENCH FOR CROSS HEAD LOCKING KIT

Code	Description	M
AAE64	Wrench for cross head locking kit	MO

Tool Clampers and Spindle Shank Wipers

Safety device for mounting tools on tool holders. It guarantees ease of use and stability during opening and tightening of collet nuts. The roll bearings system distributes torque on all the perimeter of the flange without damaging it.



Useful tips for easy collet chuck set up

TOOL CLAMPER 90° ANGLE

Code	Description	Flange d	Connection
AAA06	tool clamber	46	BT 30
AAA07	tool clamber	50	SK 30 - HSK 50
AAA10	tool clamber	63	HSK 63 - SK 40 - BT 40
AAA11	tool clamber	80	HSK 80
AAA13	tool clamber	97,5	SK 50
AAA14	tool clamber	100	HSK 100 - BT 50
AAA17	tool clamber	63	SK 40 Intermac

The regular use of spindle shank wipers increases considerably the life of tool holders, prevents damages to the electrospindle due to the accumulation of residues and improves the torque between the cone and its housing.



SPINDLE SHANK WIPERS

Code	Description	Connection
AAB02	spindle shank wiper	SK30
AAB03	spindle shank wiper	SK40
AAB04	spindle shank wiper	SK50
AAB11	spindle shank wiper	HSK50E
AAB13	spindle shank wiper	HSK63A
AAB18	spindle shank wiper	HSK80B-F
AAB19	spindle shank wiper	HSK100A

USING AN IMS TOOL CLAMPER




The new rounded design is designed to reduce obstructions when working on the tool holder

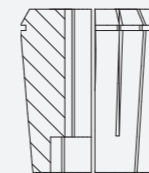


The roll bearings technology provides secure clamping and a correct subdivision of the torque force onto the whole diameter of the tool holder

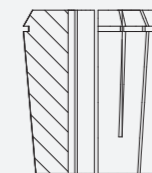
USING AN IMS TORQUE WRENCH



While tightening a tool holder collet nut it is important to be aware of the applied torque. A weak pull will lead to excessive vibrations or to the release of the tool itself, while tightening too much will damage the collet. The IMS torque wrench allows to tighten and release collet nuts in a secure way and without stressing the collets.

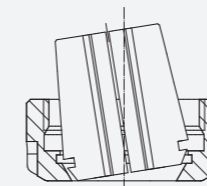


For step collets, use "MIN" torque setting

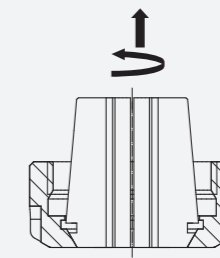


For straight bore collets, use "MAX" torque setting

INSERTING AND REMOVING THE COLLET



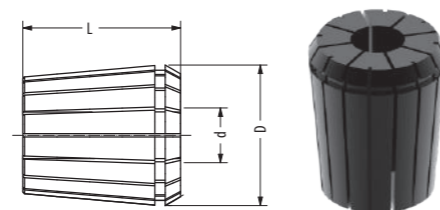
Inserting and removing the collet: To insert the collet in the collet nut, first introduce the collet salntwise its allocation and then push until the "click" sound happens.



To remove the collet from the collet nut, rotate the collet half a turn counterclockwise and then extract it.

Collets

The broadness of IMS collets selection allows you to interface and use a collet chuck with a wide range of tools. Thanks to the different degrees of precision and to the optional anti-rust treatments, the IMS collets line satisfies every request and is suitable for any routing and milling application.



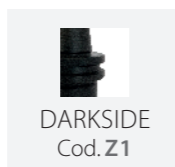
Collet Nuts

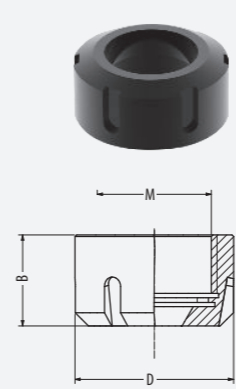
IMS collet nuts are manufactured following the international standards and designed for a firm grip on the collet. The special Darkside treatment provides total protection against rust, even in the most difficult work environments.



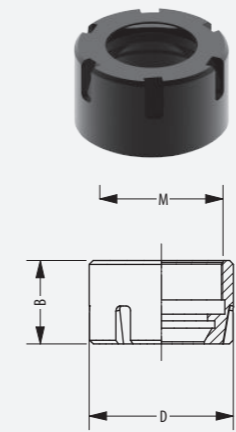
ER25			ER32			ER40			Capacità
Code	D	L	Code	D	L	Code	D	L	
A0097	26	35	A0111	33	40	-	-	-	3 - 2
A0098	26	35	A0112	33	40	A0129	41	46	4 - 3
A0099	26	35	A0113	33	40	A0130	41	46	5 - 4
A0100	26	35	A0114	33	40	A0131	41	46	6 - 5
A0101	26	35	A0115	33	40	A0132	41	46	7 - 6
A0102	26	35	A0116	33	40	A0133	41	46	8 - 7
A0103	26	35	A0117	33	40	A0134	41	46	9 - 8
A0104	26	35	A0118	33	40	A0135	41	46	10 - 9
A0105	26	35	A0119	33	40	A0136	41	46	11 - 10
A0106	26	35	A0120	33	40	A0137	41	46	12 - 11
A0107	26	35	A0121	33	40	A0138	41	46	13 - 12
A0108	26	35	A0122	33	40	A0139	41	46	14 - 13
A0109	26	35	A0123	33	40	A0140	41	46	15 - 14
A0110	26	35	A0124	33	40	A0141	41	46	16 - 15
			A0125	33	40	A0142	41	46	17 - 16
			A0126	33	40	A0143	41	46	18 - 17
			A0127	33	40	A0144	41	46	19 - 18
			A0128	33	40	A0145	41	46	20 - 19
						A0146	41	46	21 - 20
						A0147	41	46	22 - 21
						A0148	41	46	23 - 22
						A0149	41	46	24 - 23
						A0150	41	46	25 - 24
						A0151	41	46	26 - 25
						A0152	41	46	27 - 26
						A0153	41	46	28 - 27
						A0154	41	46	29 - 28
						A0155	41	46	30 - 29

• MANUFACTURING MATERIAL



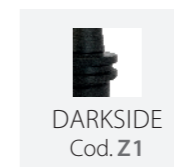


STANDARD ER COLLET NUT DIN 6499					
Code	Description	ER	D	B	M
AAC42	RH collet nut	ER 16	32	17,5	22 x 1,5
AAC43	RH collet nut	ER 20	35	19	25 x 1,5
AAC44	RH collet nut	ER 25	42	20	32 x 1,5
AAC45	RH collet nut	ER 32	50	22,5	40 x 1,5
AAC46	RH collet nut	ER 40	63	25,5	50 x 1,5
AAC47	RH collet nut	ER 50	78	35,5	64 x 2
AAC48	LH collet nut	ER 16	32	17,5	22 x 1,5
AAC49	LH collet nut	ER 20	35	19	25 x 1,5
AAC50	LH collet nut	ER 25	42	20	32 x 1,5
AAC51	LH collet nut	ER 32	50	22,5	40 x 1,5
AAC52	LH collet nut	ER 40	63	25,5	50 x 1,5
AAC53	LH collet nut	ER 50	78	35,5	64 x 2



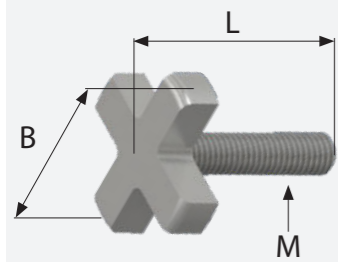
BALL BEARING ER COLLET NUT DIN 6499					
Code	Description	ER	D	B	M
AAC32	RH ball bearing collet nut	ER 8	12	10,8	10 x 0,75
AAC33	RH ball bearing collet nut	ER 11	16	12	13 x 0,75
AAC34	RH ball bearing collet nut	ER 16	22	18	19 x 1
AAC35	RH ball bearing collet nut	ER 20	28	19	24 x 1
AAC36	RH ball bearing collet nut	ER 25	35	20	30 x 1
AAC37	LH ball bearing collet nut	ER 8	12	10,8	10 x 0,75
AAC38	LH ball bearing collet nut	ER 11	16	12	13 x 0,75
AAC39	LH ball bearing collet nut	ER 16	22	18	19 x 1
AAC40	LH ball bearing collet nut	ER 20	28	19	24 x 1
AAC41	LH ball bearing collet nut	ER 25	35	20	30 x 1

• MANUFACTURING MATERIAL



Locking kit

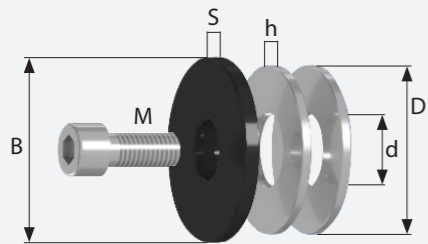
IMS provides locking kits studied to adapt and perform with all its wheel holders and wheels from any manufacturers on the market.



CROSS SCREW HEAD LOCKING KIT

Code	Description	M	L	B
BAA00	locking kit	8	20	30

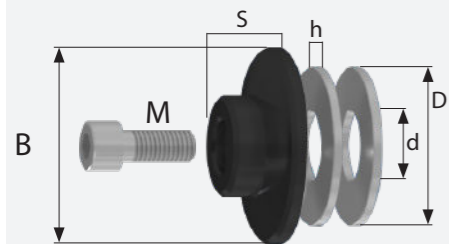
* includes one cross head screw, one 8.5mm washer and one spacer ring.



HIGH WHEEL SOCKET HEAD LOCKING KIT

Code	Description	d	D	B	S	h	M
BAA02	locking kit	22	35	35	5	3	M10
BAA07	locking kit	35	50	50	5	3	M12
BAA14	locking kit	35	50	50	5	3	M10

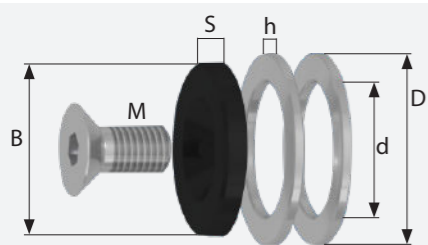
* includes one socket head screw, one high wheel washer and two spacer rings.



LOW WHEEL SOCKET HEAD LOCKING KIT

Code	Description	d	D	B	S	h	M
BAA04	locking kit	22	50	50	15	3	M10
BAA08	locking kit	35	50	55	15	3	M10

* includes one socket head screw, one low wheel washer and two spacer rings.

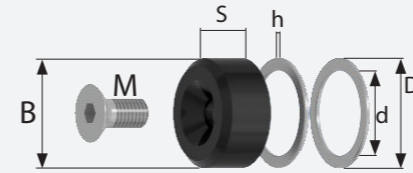


HIGH WHEEL FLAT HEAD LOCKING KIT

Code	Description	d	D	B	S	h	M
BAA01	locking kit	22	50	30	5	3	M8
BAA03	locking kit	22	50	45	5	3	M10
BAA05	locking kit	35	50	45	5	3	M12

* includes one flat head screw, one high wheel washer and two spacer rings.

Locking kit



LOW WHEEL FLAT HEAD LOCKING KIT

Code	Description	d	D	B	S	h	M
BAA06	locking kit	35	50	45	22	3	M12

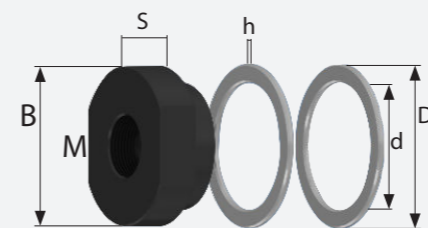
* includes one flat head screw, one low wheel washer and two spacer rings.



CUP WHEEL HOLDERS 6 SCREWS KIT

Code	Description	n°	M
BAA11	locking kit	6	M6

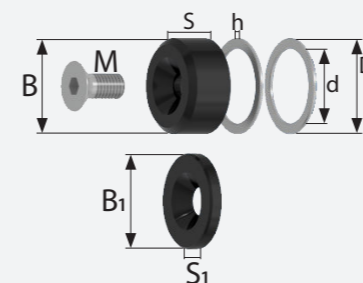
* includes six screws M6.



LOCKING KIT FOR "PARK INDUSTRIES" GRINDING WHEEL HOLDERS

Code	Description	d	D	B	S	h	M
BAA09	locking kit	22	50	32	7,5	3	0,625"
BAA10	locking kit	35	50	44	7,5	3	0,747"

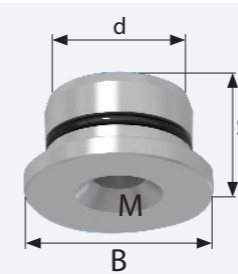
* includes one high wheel washer and two spacer rings.



LOCKING KIT FOR EASY FIT

Code	Description	d	D	B	S	h	M	B ₁	S ₁
BAA12	locking kit	35	50	45	22	3	M12	45	5

* includes one flat head screw, one high wheel washer, one low wheel washer and two spacer rings.



EASY FIT HIGH WHEEL WASHER

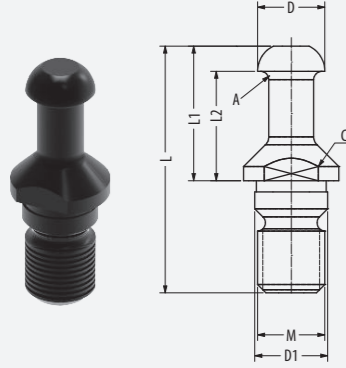
Code	Description	d	B	S	M
BAA13	high wheel washer	35	45	22,5	12

Pull Studs

IMS Pull Studs are manufactured following international standards and are a perfect replacement for the retainer knobs provided by the OEM. The special Darkside treatment provides a total protection against rust, even in the most difficult work environments. On request, IMS Pull Studs can be purchased in the non-Darkside version for increased hardness

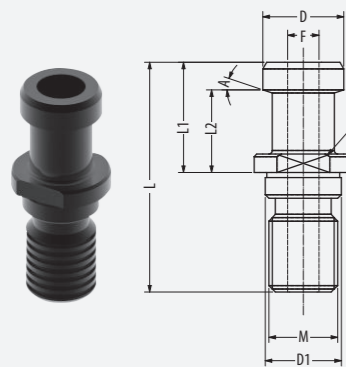


Pull Studs



"HITECO"- "HSD"- "BIESSE" PULL STUDS

Code	Description	SK	D	D1	L	L1	L2	C	M	A
AAF12	pull stud Hiteco-HSD-Biesse	SK 30	12	13	44	24	19	14	M12	Radius

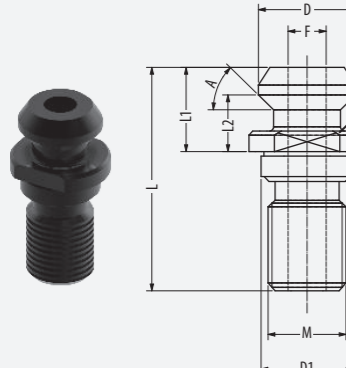


PULL STUDS SK 7388/2-A WITH COOLANT THROUGH

Code	Description	SK	D	D1	L	L1	L2	C	F	M	A
AAF21	pull stud SK 7388/2-A	SK 30	12	13	44	24	19	14	3	M12	15°
AAF22	pull stud SK 7388/2-A	SK 40	19	17	54	26	20	19	7	M16	15°
AAF23	pull stud SK 7388/2-A	SK 45	23	21	65	30	23	24	9,5	M20	15°
AAF24	pull stud SK 7388/2-A	SK 50	28	25	74	34	25	30	11	M24	15°

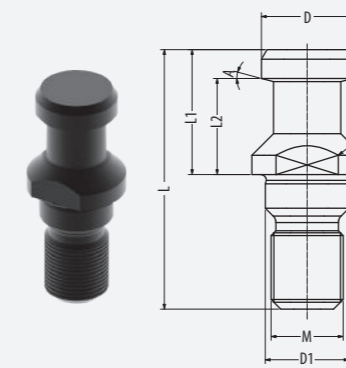
PULL STUDS SK 30 45° WITH COOLANT THROUGH

Code	Description	SK	D	D1	L	L1	L2	C	F	M	A
AAG20	pull stud SK 30 45°	SK 30	12	13	44	24	19	14	4	M12	45°



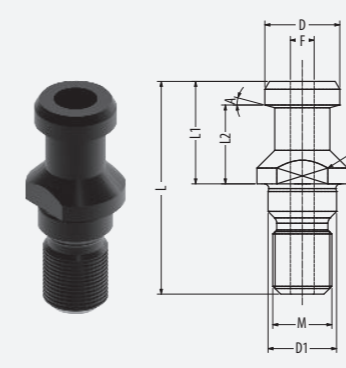
PULL STUDS SK 7388/2-B 45° WITH COOLANT THROUGH

Code	Description	SK	D	D1	L	L1	L2	C	F	M	A
AAF35	pull stud 7388/2-B 45°	SK 40	22,5	17	44,5	16,4	11,1	18	7,3	M16	45°
AAF37	pull stud 7388/2-B 45°	SK 50	29,1	25	65,5	25,5	17,9	30	11,5	M24	45°



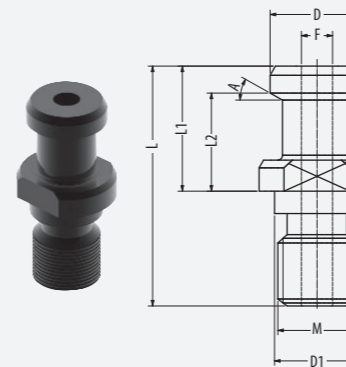
PULL STUDS SK DIN 69872/B WITHOUT COOLANT THROUGH

Code	Description	SK	D	D1	L	L1	L2	C	M	A
AAF41	pull stud DIN 69872/B	SK 30	13	13	44	24	19	14	M12	15°
AAF42	pull stud DIN 69872/B	SK 40	19	17	54	26	20	19	M16	15°
AAF44	pull stud DIN 69872/B	SK 50	28	25	74	34	25	30	M24	15°



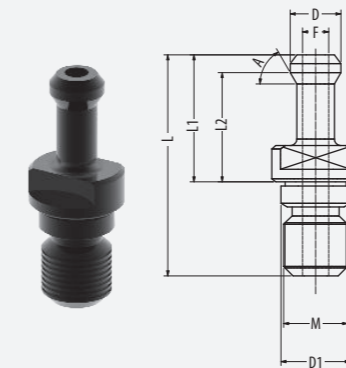
PULL STUDS SK DIN 69872/B WITH COOLANT THROUGH

Code	Description	SK	D	D1	L	L1	L2	C	F	M	A
AAF49	pull stud DIN 69872/B	SK 40	19	17	54	26	20	19	7	M16	15°
AAF51	pull stud DIN 69872/B	SK 50	28	25	74	34	25	30	11,5	M24	15°



JIS B 6339 PULL STUDS

Code	Description	SK	D	D1	L	L1	L2	C	F	M	A
AAF58	pull stud JIS B 6339	SK 40	19	17	54	29	23	19	7	M16	15°



ADAPTER PULL STUDS FROM BT TO SK 30° WITH COOLANT THROUGH

Code	Description	BT/SK	D	D1	L	L1	C	F	M	A
AAF68	adapter pull stud BT to SK 30°	BT/SK 40	15	17	57	32	19	4	M16	30°

Pull Studs

Pull Studs

ADAPTER PULL STUDS FROM BT TO SK 45° WITH COOLANT THROUGH

Code	Description	BT/SK	D	D1	L	L1	C	F	M	A
AAF69	pull stud di adattamento 45°	BT/SK 40	15	17	57	32	19	4	M16	45°

PULL STUDS BT 90° WITH COOLANT THROUGH

Code	Description	BT	D	D1	L	L1	C	F	M	A
AAF90	pull stud 90°	BT 40	15	17	60	35	19	4	M16	90°
AAF93	pull stud 90°	BT 50	23	25	85	45	30	6	M24	90°

PULL STUDS BT 45° WITH COOLANT THROUGH

Code	Description	BT	D	D1	L	L1	C	F	M	A
AAF89	pull stud 45°	BT 40	15	17	60	35	19	4	M16	45°
AAF92	pull stud 45°	BT 50	23	25	85	45	30	6	M24	45°

CAT PULL STUD

Code	Description	CAT	D	L	L1	L2	C	F	INCH	A
AAG00	pull stud	CAT 40	.744"	1,496"	.640"	.437"	.748"	.280"	5/8"-11 UNC"	45°
AAG01	pull stud	CAT 50	.1146"	2,244"	1000"	.700"	1185"	.471"	1"-8"	45°

PULL STUDS BT 90° WITH COOLANT THROUGH

Code	Description	BT	D	D1	L	L1	C	F	M	A
AAF90	pull stud 90°	BT 40	15	17	60	35	19	4	M16	90°
AAF93	pull stud 90°	BT 50	23	25	85	45	30	6	M24	90°

PULL STUD SK 30 DIN 69872/B WITH COOLANT THROUGH

Code	Description	SK	D	D1	L	L1	L2	C	F	M	A
AAG02	pull stud DIN 69872/B	SK 30	13	13	44	24	19	14	4	M12	15°

PULL STUDS BT 30° WITH COOLANT THROUGH

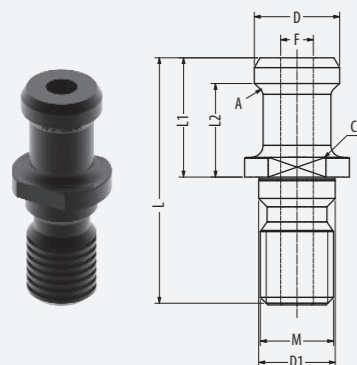
Code	Description	BT	D	D1	L	L1	C	F	M	A
AAF88	pull stud 30°	BT 40	15	17	60	35	19	4	M16	30°
AAF91	pull stud 30°	BT 50	23	25	85	45	30	6	M24	30°

PULL STUD BT 30 WITH COOLANT THROUGH

Code	Description	BT	D	D1	L	L1	C	F	M	A
AAG03	pull stud	BT 30	11	12,5	43	23	14	2,5	M12	45°

Pull Studs

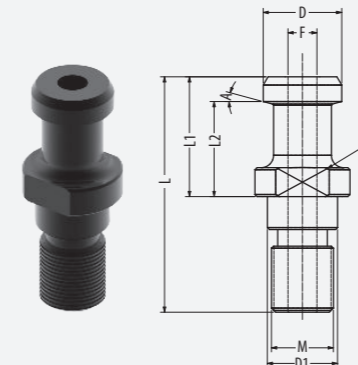
Pull Studs



"INTERMAC", "BUSETTI", "FARNESE" PULL STUD

Code	Description	SK	D	D1	L	L1	L2	C	F	M	A
AAG04	pull stud "Intermac", "Busetti", "Farnese"	SK 40	19	17	54	26	20	19	6	M16	Radius

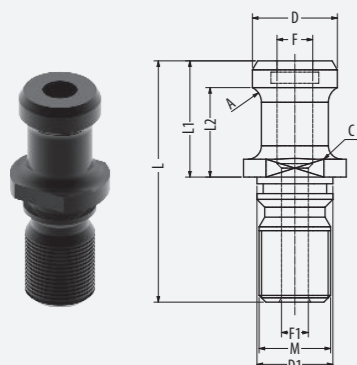
Optional finishes: nickel



"OMAG", "LOVATI" PULL STUD

Code	Description	BT	D	D1	L	L1	C	F	M	A
AAG08	pull stud "Omag", "Lovati"	BT 40	19	17	57	29	19	6	M16	15°

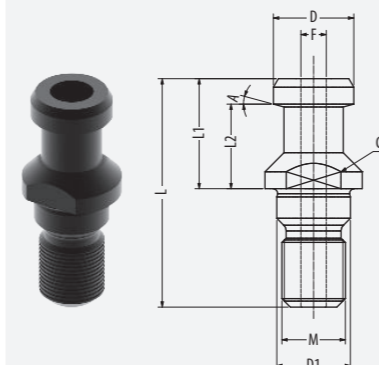
Optional finishes: nickel



"BIMATECH" PULL STUD

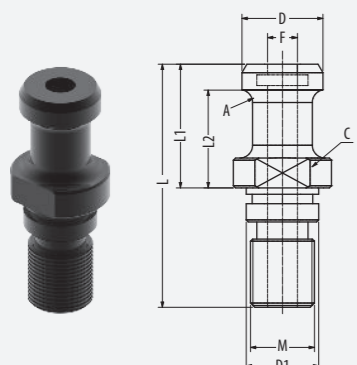
Code	Description	SK	D	D1	L	L1	L2	C	F	F1	M	A
AAG05	pull stud "Bimatech"	SK 40	19	17	54	26	20	19	8	6	M16	Radius

Optional finishes: nickel



PULL STUD "NEPTUN" PULL STUD

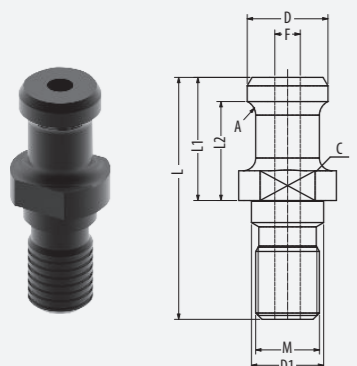
Code	Description	SK	D	D1	L	L1	C	F	M	A
AAG21	pull stud "Neptun"	40	13	13	43,5	23,5	4	12	12	Radius



"HELIOS" PULL STUD

Code	Description	BT	D	D1	L	L1	C	F	M	A
AAG06	pull stud "Helios"	BT 40	19	17	57	29	19	8/6	M16	Radius

Optional finishes: nickel



"THIBAUT" PULL STUD

Code	Description	BT	D	D1	L	L1	C	F	M	A
AAG07	pull stud "Thibaut"	BT 40	19	17	57	29	19	6	M16	Radius

Optional finishes: nickel

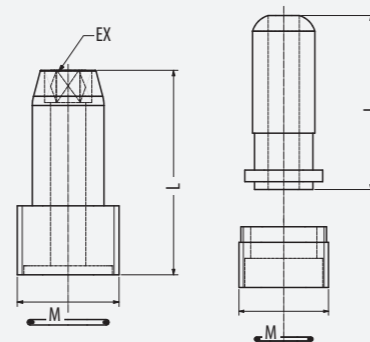
Coolant Tubes

Coolant Tubes provides cooling fluid passage. They are used for HSK tool holders in the A,C,E,B,D and F styles.



HSK COLLANT TUBES

Code	Description	M/ bush	L/ pivot	D/ pivot	Connection
AAG09	coolant tube for water passage - mounted	8 x 1	22	5	HSK 25 A-C-E
AAG10	coolant tube for water passage - mounted	10 x 1	26	6	HSK 32 A-C-E
AAG11	coolant tube for water passage	12 x 1	29,3	8	HSK 40 A-C-E
AAG11	coolant tube for water passage	12 x 1	29,3	8	50 B-D-F
AAG12	coolant tube for water passage	16 x 1	33	10	HSK 50 A-C-E
AAG12	coolant tube for water passage	16 x 1	33	10	63 B-D-F
AAG13	coolant tube for water passage	18 x 1	36,6	12	HSK 63 A-C-E
AAG13	coolant tube for water passage	18 x 1	36,6	12	80 B-D-F
AAG14	coolant tube for water passage	20 x 1,5	40	14	HSK 80 A-C-E
AAG14	coolant tube for water passage	20 x 1,5	40	14	100 B-D-F
AAG15	coolant tube for water passage	24 x 1,5	44	16	HSK 100 A-C-E
AAG15	coolant tube for water passage	24 x 1,5	44	16	125 B-D-F
AAG18	coolant tube for water passage a piantaggio	18	36,6	12	HSK 80 B "CMS"



• MANUFACTURING MATERIAL



DARKSIDE
Cod. Z1

“

It is good to take a moment to analyze the last half century within the global industrial scene. The historical period in which our company saw its beginnings was a decisive moment in Italian history: for the first time since the end of the Risorgimento, **our country was once again an innovative**, leader and world leader, as always basing its success on that inimitable mixture of **creativity, quality** and **open-mindedness** that have always characterized the Italian people. In this flourishing context, the idea of devoting itself to a sector that was not considered as essential as that of the **tool holder**, immediately found fertile ground: the uniqueness of the product, together with the precision of the work and the skill in commercial action, soon granted an important feedback on the national market. Since the end of the last century, the market focus shifted from Europe to a global market made of exasperated competitiveness, sudden changes and innovation at all costs. The new reality led to the opening of new markets, bringing new awareness to the most astute local entrepreneurs about the need to propose an always **cutting edge** and **qualitatively recognizable product**. To date, there is not much left of the prosperous Italian industrial landscape of 1969, swallowed up by the crisis, by a lack of propensity for change and by the difficulty in getting used to the idea of no longer being the center of the world. In this difficult economic situation, only the most skillful companies to combine their productive

quality with an effective international strategy have survived.

Those who searched for the shortcut of the economic product have been crushed by the struggle against competitors from nations that have turned low-cost market into their culture. Equally, those relying on a romantic sense of patriotism and on a mistaken conception of events, remained firm in the conviction of a return to the ancient glories, were soon met with no requests.

The **adaptation to the new canons of the industrial distribution** while maintaining the **Italian production quality** were, however, the key to success for IMS.

Our **company is one of the longest-lasting tool-manufacturing companies in the world**, but our vision and corporate mission are definitely oriented towards a future of innovation and digitalization.

With the advent of the **Industry 4.0**, the contribution of a company like IMS, which combines constructive experience and international standards, is essential for maintaining quality standards of excellence, in a market that nowadays too often tends to level down.

This catalogue, with its innovative approach to the search for the ideal product, wants to be an important tool in this path of growth, modernization and maintenance of performance.

”



Alberto Aprà
CEO IMS srl Industrial Machining Solutions



parts of your business

IMS IN THE WORLD



I.M.S. S.R.L

Industrial Machining Solutions
Via Giovanni Agnelli, 2 - 12048
Sommariva Bosco (CN) Italy
Tel. +39 0172 54015
Fax +39 0172 54014
www.ims.eu - ims@ims.eu

IMS USA LLC

110 Portwatch Way Unit 103 -
Wilmington NC - 28412 - USA
Tel. (+1) 910 796 2040
Fax (+1) 910 796 2039
info@imsusanc.com
www.imsusanc.com

MACHTECHSOLUTION S.R.O.

Vltavínová 1308/5 326 00
Plzeň 8-Černice Czech Republic
Tel. (+420) 3711 21364
info@machtechsolution.cz
www.machtechsolution.cz

IMSTECNICA INDUSTRIAL S.L.

Plaza Señoria 1, Bajo 3 46120
Port Saplaya, Valencia, España
Tel: (+34) 9606 40056
info@imsiberica.es
www.imsiberica.es